



RPM
ÉLECTRIQUE INC.

CATALOGUE 2018

VENTE DE PIÈCE
ET COMPOSANTES POUR
MOTEURS ÉLECTRIQUES
ET POMPES

822 boul Guimond
Suite 201
Longueuil, Québec
J4G 1T5

TEL: 1-450-748-4848
800: 1-877-677-8944
FAX: 1-450-651-8281



rpm@rpmelectrique.ca

www.rpmelectrique.ca

INDEX

3M Tape Dispenser.....	113	Gorman Rupp.....	144, 157
RPM Electric.....	3-5	Goulds Seals.....	146
Albany.....	124	Grundfos Seals.....	145
Alligator Clips.....	176	GSW Parts.....	126
Aerosols.....	122-123	Heaters, Flexible Strip.....	114
A.O. Smith.....	6-13	Honda.....	137, 144
Armstrong.....	61-69,130	HVAC Bearings.....	23
Aquascape.....	144	Hylomar.....	130
Baldor.....	3, 14-21	Indiana General.....	100
Ball Bearings.....	22	Isovolt.....	165
Ball bearing Drivers.....	25	Kingston-Conley.....	109
Barnes Effluent Seal.....	143	KBC.....	22
Barnes Handles.....	132	Leathers.....	131
Battery Saver.....	112	Leeson.....	3, 101-102
Bearings.....	22	Leland.....	4
Bearings - Self-Aligning.....	24	Leroy Somer.....	103
Bearing washers, slingers.....	26	Lowara Seals.....	148
Bell & Gossett.....	61-69, 142	Lubricants.....	5,123
Bluffton Motor.....	94	Limit Switches.....	104
Bodine.....	29	Macro Start.....	163
Brook.....	30	MagneTek.....	6-13
Brushes.....	31-46	Marathon.....	105-108
Brush Caps.....	47	Marrette Wire Connectors.....	5, 182
Burgmann Seals.....	147-149	Motor Protectors.....	117-121
Capacitors.....	50-59	Motors, Armstrong.....	70
Capacitor Tester.....	60	Motors, Vacuum.....	115-116
Centrifugal Mechanisms.....	173-174	MRC Technology.....	163
Century.....	6-13	Myers, F.E.....	128, 144
Circulating Pump Parts.....	61-73	Nameplates.....	112
Commutator Paper.....	5, 49	Ohio.....	109
Commutator Maintenance.....	48-49	Oil.....	5, 111, 123
Compressor Parts.....	74-75	Oil Seals.....	25
Cord Sets.....	76	Overloads.....	117-121
Cornell.....	133, 143	P-80 Lubrifiant.....	146
Couplings.....	78-80	Paint.....	122
Cuno Filter.....	68	Permawick.....	28, 111
Cyclone Separators.....	146	Pillow Blocks.....	23
Diodes.....	158	Piston Pump.....	131
Doerr.....	3, 81-82	Pressure Gauges.....	74, 124
Drum Switches.....	162	Pressure Regulator.....	74
Duro.....	124	Pressure Switches.....	75,124
Ebara.....	144	Prestolite.....	4
Emerson.....	83-84	Pulleys.....	28
Eyebolts.....	85	Pump Packing.....	127
Fans.....	86-93	Pull Chain Switches.....	170
Fan & Hub Puller.....	113	Pump Sleeves.....	156-157
Files, Flexible.....	48	Pump Seals.....	134-155
Float Switches.....	125	Push Button Stations.....	111
Flotec.....	126	Push Button Switches.....	168
Flygt.....	132,153-155	Rainshields.....	111
Franklin.....	4, 94-95	Rectifiers.....	158
Gaskets.....	68, 125, 128-130	Relays.....	159-160
General Electric.....	3, 96-99	Reliance.....	161
		Repair Kits, Piston.....	131

INDEX

Repair Sleeves.....	28	Wagner.....	4
Repair Tags	113	Washers.....	26
Resistors.....	60	Wavy Washers.....	26
Resurfacer	48-49	Weg.....	180-181
Reversing Switches	162	Weller.....	112
Rivets	111	Wemco - Hidrostal.....	146
Rocker Switches.....	170	Westinghouse.....	4, 6-13
Rust Buster.....	5, 111	Wire Connector.....	5-182
S.A. Armstrong	62-70, 143	Wire Markers.....	113
Samusco Solid State.....	164	Wire Stripper.....	5
Seal Bearing Assemblies.....	62-63	Wiring Terminals.....	182
Seals, Pump	134-155	Zoom Spout Oiler.....	5,111
Shaft Adapters	26		
Shaft Sleeves.....	28		
Shaft Slingers	26		
Sheaves	28		
Shelco Filter.....	67		
Shrink Tubing.....	124		
Sinpac Switches	166-167		
SKF.....	22		
Sleeve Bearings	25		
Smoothie	49		
Snifter Valve.....	124		
Soldering Tips / Switc.....	112		
Solid State Switches	163-167		
Speed Controls.....	114		
Spiralink.....	80		
Start Stop Station.....	111		
Strain Reliefs	77		
Syncrosnap Listing.....	173-174		
Taco	71-73		
Tamper	4		
Tempilstik.....	113		
Terminal Blocks	175		
Terminal Boxes	17,112		
Terminals	182		
Test Clips	176		
Thermik Overloads	119		
Thermistors	121		
Thermostats	121		
Thru Bolts	111		
Toggle Switches	169-170		
Tolerance Rings	26		
Tool Brushes	41-45		
Tool Switches	171-172		
Torq Switches	177		
Toshiba	109		
Trigger Switches	171-172		
Tsurumi.....	144		
Universal Electric	178		
U.S. Motors	179		
Utility Cloth, 3M.....	5		
V-Ring Seals.....	27		
Vacuum Motors	115-116		
Vacuum Motor Brushes	46		
Vibration Insulators.....	112		

RPM

GS-300
(General Electric)




1 set of contacts
mounting holes : 2-5/8" C.-C.

GS-325
(General Electric)



1 set of contacts
mounting holes : 2-15/16" C.-C.

BAS-20
(Baldor)



2 sets of contacts, hole : 2-15/16"
mounting holes : 3-3/8" C.-C.
backplate : 4-1/2 x 3-7/8"

DOS-1
(Doerr / Leeson)



1 set of contacts, hole : 1-11/16"
mounting holes : 2-11/16" C.-C.
backplate : 3-1/2 x 2-3/8"

DOS19-4
(Doerr / Leeson)



4 sets of contacts, hole : 1-11/16"
mounting holes : 2-11/16" C.-C.
backplate : 3-1/2 x 2-3/8"

DOS-19
(Doerr / Leeson)
NLA USE TORQ DOS-190




2 sets of contacts, hole : 1-11/16"
mounting holes : 2-11/16" C.-C.
backplate : 3-1/2 x 2-3/8"

DOS-15
(Doerr / Leeson / General Electric)




2 sets of contacts, hole : 2-1/4"
mounting holes : 2-3/4 & 3-3/8" C.-C.
backplate : 4" x 3-3/4"

DOS-25
(Doerr / Leeson)



2 sets of contacts, hole : 1-15/16"
mounting holes : 2-3/4" C.-C.
backplate : 3-1/2 x 2-15/16"

DOS25-4
(Doerr, Leeson)



4 sets of contacts, hole : 1-15/16"
mounting holes : 2-3/4" C.-C.
backplate : 3-1/2 x 2-15/16"


RPM

LS-400
(Leland)



1 set of contacts
mounting holes : 2-11/16 x 3-11/16" C.-C.

LS-401
(Leland)



1 set of contacts
mounting holes : 2-11/16 x 3-11/16" C.-C.

LS-402
(Leland)



1 set of contacts
mounting holes : 2-11/16" C.-C.

LS-450
(Leland)




2 sets of contacts
mounting holes : 2-7/8 x 3-3/8"
for 2HP & larger

FS-320
(Franklin)



1 set of contacts (1/4" diameter)
mounting holes : 1-1/2 x 2-1/2" C.-C.

TS-340
(Tamper)



1 set of contacts
mounting holes : 3-15/16" C.-C.

WAS-501
(Prestolite)



1 set of contacts
mounting holes : 2-1/2 x 2-3/8" C.-C.
overall length : 4-3/4"

WAS-502
(Prestolite)



1 set of contacts
mounting holes : 2-1/2 x 2-3/8" C.-C.
overall length : 5-1/4"

WAS-503
(Prestolite)



1 set of contacts
mounting holes : 2-1/2" C.-C.

WES-275
(Westinghouse)



1 set of contacts
mounting holes : 1-7/8" C.-C.

WAS-510
(Wagner)



1 set of contacts
mounting holes : 1-13/16" C.-C.

WES-31
(Westinghouse)



1 set of contacts

RPM

OILER



Zoom spout oiler
14" telescoping spout
4 FL. OZ., 12 bottles / case

RUST



Rust Buster
14" telescoping spout
4 FL. OZ., 12 bottles / case

WRST-72



wire stripper 5-7/8" long
for cleaning varnish off of copper wire

WS-2410



self adjusting wire stripper 10-24 AWG
wire cutter, crimper insulated 10-22 AWG
crimper non-insulated 12-10 AWG

WS-1020



made in USA, strips 22-8 AWG,
crimps 22-12 AWG, cuts and threads 5 most
common bolt sizes

WS-1400



made in USA
safely removes cable ties & straps
strips 22-10 AWG

BRK-55



5.5" motor mounting bracket
heavy gauge sheet metal

WIRE CONNECTORS



WA-3621 Blue
WA-3622 Gray
WA-3600 Orange
WA-3601 Yellow
WA-3602 Red

sold in packs of 100 pcs.

UCLOTH-1X50



3M utility cloth P120 grade
1" x 50 yards

5061A



commutator paper, 25 yd. x 1", 220 grit

A.O. Smith / Century / Westinghouse / Magne Tek

SS-31C



1 set of contacts, 1/4" diameter

SS-32C



1 set of contacts, 5/16" diameter complete with built in bracket

SS-55



3 sets of contacts

CS-509



2 sets of contacts (5/16" diameter) mounting holes : 2-3/4 x 3-5/16" C.-C.

CS-500



1 set of contacts
mounting holes : 2-3/4 x 3-5/16" C.-C.
top : 8 quick connects
bottom : 10 quick connects, 3 bolts

CS-502



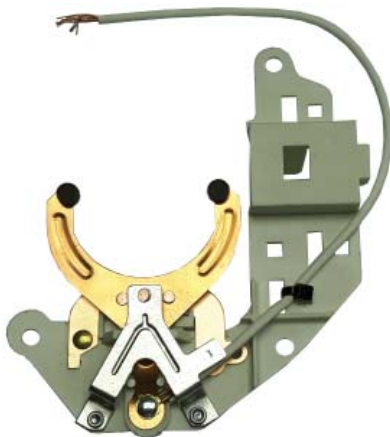
2-speed stationary switch
3 sets of contacts
mounting holes : 2-3/4 x 3-5/16" C.-C.
top : 5 quick connects
bottom : 7 quick connects, 3 bolts

CS-520



"CHERRY" micro switch, 3 quick connects
body : 1-1/8 x 5/8 x 7/16" thick
mounting holes : 15/16" C.-C.

CS-521



2-speed stationary switch
3 sets of contacts, 1 normally closed
2 normally open, has bracket for micro switch
mounting holes : 2-3/4 x 3-5/16" C.-C.
top : 1 quick connect, bottom : 2 quick connects

CS-522



2-speed stationary switch
3 sets of contacts, 1 normally closed
2 normally open, has bracket for micro switch
mounting holes : 2-3/4 x 3-5/16" C.-C.
top : 6 Q.C. bottom : 3 bolts, 5 Q.C.

CS-517 contacts normally open
15A 1/2hp 125/250 VAC

CS-518 contacts normally closed
10A 1/2hp 125/250 VAC



"CHERRY" micro switch, 2 quick connects
body : 1-1/8 x 5/8 x 7/16" thick
mounting holes : 15/16" C.-C.

A.O. Smith / Century / Westinghouse / Magne Tek

CS-506



2 sets of contacts (5/16" diameter)
mounting holes : 3-3/8" C.-C.

CS-505



2 sets of contacts (5/16" diameter)
mounting holes : 3-3/8" C.-C.

CS-515



1 set of contacts
mounting holes : 3-5/16" C.-C.
top : 1 quick connect
bottom : 11 quick connects, 2 bolts

WES-9000C



1 set of contacts
mounting holes : 2-15/16" C.-C.
5 quick connects, 3 bolts

WES-150



2 sets of contacts
mounting holes : 3" C.-C.
6 quick connects, 3 bolts

WES-151



1 set of contacts
mounting holes : 2-15/16" C.-C.

WES-163



1 set of contacts
mounting holes : 3" C.-C.

WES-156



1 set of contacts
mounting holes : 3" C.-C.

WES-158



1 set of contacts
mounting holes : 2-15/16" C.-C.
top : 4 quick connects
bottom : 5 quick connects

WES-161



1 set of LARGE contacts, 5/16" diameter
mounting holes : 2-15/16" C.-C.
top : 2 quick connects
bottom : 4 quick connects

WES-2200



1 set of contacts
mounting holes : 2-15/16" C.-C.
top : 2 quick connects
bottom : 4 quick connects, 2 bolts

WES-162



1 set of contacts
mounting holes : 2-15/16" C.-C.
1 wire lead with quick connect

A.0. Smith / Century / Westinghouse / Magne Tek

WES-196



voltage change switch
mounting holes : 5-1/4" C.-C.

CS-503



1 set of contacts
mounting holes : 3-1/8" C.-C.
top : 5 quick connects
bottom : 7 quick connects, 2 bolts

CTC-5858



plastic capacitor / terminal box
mounting holes : 7-3/8" C.-C.
overall size : 5-5/16 x 6-13/16 x 3-7/8" high

CTC-582



plastic mounting bracket for CS-517
mounting holes : 2-3/4" C.-C.

SB-738



terminal board
top : 3 bolts
bottom : 4 quick connects

SB-40



terminal board
mounting holes : 2-3/8" C.-C.
top : 2 bolts, 8 quick connects
bottom : 3 quick connects

CTB-516



terminal board
mounting holes : 3-5/16" C.-C.
top : 3 bolts, 6 quick connects
bottom : 3 quick connects

SB-44C



terminal board
mounting holes : 2-3/8" C.-C.
top : 2 bolts, 5 quick connects
bottom : 3 quick connects

SB-41



terminal board / voltage change switch
dual voltage / 1-speed
mounting holes : 2-1/8" C.C.
top : 2 bolts, 3 quick connects
bottom : 3 quick connects

CTB-8001



terminal board
mounting holes : 3-5/16" C.-C.
top : 2 bolts, 6 quick connects
bottom : 4 quick connects

A.O. Smith / Century / Westinghouse / Magne Tek

SSM32-34



rotating mechanism 3450 rpm

SSM33-2



2-speed rotating mechanism
3450 / 1725 rpm

- CSM530-34** 3450 rpm
- CSM531-17** 1725 rpm
- CSM536-2** 3450 / 1725 rpm
- CSM538-2** 1725 / 1140 rpm



3/4" inside diameter
1-3/4" spool outside diameter

- CSM525-34** 3450 rpm
- CSM526-17** 1725 rpm



1-1/8" inside diameter
2-3/4" spool outside diameter

CSM521-17 1725 rpm



1-7/16" inside diameter
3-1/2" spool outside diameter

CSM537-34 3450 rpm



size : 1-1/8 x 2-1/4"



Type A



Type B



Type C

RPM #	RPM	Type	I.D.	Spool O.D.
WESM108-17	1725	A	.635	2
SSM34-34	3450	C	.638	2
SSM35-17	1725	C	.638	2
WESM107-17	1725	B	.685	2-1/2
WESM106-34	3450	B	.685	2-1/2
WESM59-2	1725/1140	B	.685	2-1/2
SSM36-17	1725	C	.685	2-1/2

A.O. Smith / Century / Westinghouse / Magne Tek

GR-4465 1-5/8 x 2-1/4 x 5/16"
CR-551 1-11/16 x 2-1/2 x 5/16"
AR-705 1-11/16 x 2-1/2 x 3/8"
SSR-361 1-7/8 x 2-1/2 x 7/16"



rubber mount

SSR-381 1-9/16 x 2-1/4 x 5/16"



rubber mount

UR-1182 1-9/16 x 2-1/2 x 5/16"



rubber mount / sold per pr.

CB-560 .500 x .625 x .600"
BGB-706 .605 x .754 x 1.000"
SSB-51 .610 x .754 x .700"
WEB-75 .650 x .800 x .875"
CB-562 .656 x .800 x .800"
CB-561 .750 x .875 x 1.000"




sleeve bearing I.D. x O.D. x length

WEB-74



1/2" bearing

CTC-580



terminal cover
 mounting holes : 3-3/8" C.-C.

CRC-5850



plastic retainer cap

CLIP-814



metal clip for CSM537-34

SRB-37



6203 bearing retainer
 complete with (2) bolts

SRB-371



bearing retainer
 for "NEW" style endbells

CBC-600



plastic shaft access cover 2" outside diameter

SSF-41 .78" I.D.
SSF-42 .66" I.D.



4-3/4" plastic internal cooling fan

SSF-44 .81 x 5-3/8 x 1-5/16" thick
SSF-46 1 x 5-3/8 x 1-3/16" thick
SSF-43 1 x 5-3/8 x 1-5/16" thick



plastic internal cooling fan

A.O. Smith / Century / Westinghouse / Magne Tek

CF-5470 .670 x 4-3/4" plastic
CF-544 .670 x 5-3/8" plastic



internal cooling fan

CF-5480 1/2 & 5/8 x 6"



plastic external cooling fan
 inside diameter has flats

CF-540 5/8 x 6"



plastic external cooling fan

CF-5485 2.335 x 7-5/8"



metal internal cooling fan

CF-5465



metal internal fan
 1-1/16 x 5-3/8"

CEC-901



plastic endbell cover, 5-1/2" I.D.

CEC-902



plastic endbell cover, 6-1/4" I.D.

CEC-903



metal endbell cover, 6-1/2" I.D.

CSB-4141



5-1/2" switch end bell
 bearing size 6202, threaded conduit hole

SSS-360



5-1/2" switch end bell
 bearing size 6203, threaded conduit hole

SSS-365



5-1/2" switch end bell
 bearing size 6203, threaded conduit hole

A.O. Smith / Century / Westinghouse / Magne Tek

SSD-369 brg size 6202
CDB-6861 brg size 6203
SSD-362 brg size 6204



5-1/2" square flange end bell

SSD-7181 brg size 6203



6-1/2" square flange end bell

CDB-6751 brg size 6203
SSD-6881 brg size 6204



5-1/2" C-flange end bell

SSD-371 6202 brg size
SSD-6622 6203 brg size



recessed hub, drive endbell
 5-1/2" frame 48

CSB-579 terminal board holes 3-5/16" c.-c.
CSB-2281 terminal board holes 2-3/8" c.-c.



6-1/2" non-drive end bell, 6203 brg size

CDB-839 brg size 6203



5-1/2" C-flange end bell

CDB-574 5.475" stator inside diameter



drive end bell, open
 brg size 6203

CSB-599



6-1/2" non-drive end bell, TE
 brg size 6203

CSB-575 5.475" stator inside diameter



non-drive end bell, open, brg size 6203
 threaded conduit hole

CDB-570 open, brg size 6203
CDB-564 totally enclosed, brg size 6203



6-1/2" drive end bell

CSB-565 open c/w 21/32" bushing
CSB-569 open brg size 6203



6-1/2" non-drive end bell
 threaded conduit hole

CSB-576



6-1/2" non-drive end bell, totally enclosed
 brg size 6203
 fan shroud fits over this end bell

A.O. Smith / Century / Westinghouse / Magne Tek

CDB-172 6203 brg size
CDB-173 6304 brg size



6-1/2" C-flange end bell
 approximate thickness 1-1/4"

CSB-571



6-1/2" non-drive end bell, totally enclosed
 brg size 6203, threaded conduit hole

CDB-584



6-1/2" drive end bell
 brg size 6203

CDB-560 open, brg size 6203
CDB-5601 totally enclosed, brg size 6203



6-1/2" C-flange end bell
 approximate thickness 2-1/8"

210782-01



3/8 x 1 x 1-1/8" long, top
 bevel, shunt : 2" long + 3/16"
 "U" terminal

221081-10



3/8 x 1 x 1-1/2" long, graphite
 shunt : 2" long + 3/16"
 "U" terminal, top & bottom bevel

221081-04



3/8 x 3/4 x 1-1/8" long
 shunt : 1-1/2" long + 3/16"
 "U" terminal, top & bottom
 bevel

CSB-9021



6-1/2" switch end bell, open
 brg size 6203

CSB-7716



6-1/2" switch end bell, totally enclosed
 brg size 6203

BCAP-249 7/8" for BHO-517
BCAP-220 1/2" for BHO-490



brush cap

221081-08 5/8 x 1-1/16"
221081-13 7/8 x 1-7/16"



brush spring



eared brush


RPM #	W	T	L	Shunt Length x Cap Diameter
2-1820	1/4 x	3/8 x	5/8	1-1/8 x .415
*2-1885	1/4 x	3/8 x	1/2	1-1/8 x .415
203339-01	1/4 x	1/2 x	1	1-5/8 x .530
221101-03	1/4 x	5/8 x	5/8	1-3/8 x 3/4
221102-02	3/8 x	3/4 x	11/16	1-1/4 x 3/4

* graphite

Baldor

BAS-20

(RPM switch)



2 sets of contacts
mounting holes : 3-3/8" C.-C.

BAS-253



2 sets of contacts
mounting holes : 3-3/8" C.-C.

BAS-250

(special contacts, for larger HP)




2 sets of contacts, recommended for 7-1/2 & larger
mounting holes : 3-3/8" C.-C.

BAS-5172




"new" style Torq switch
2 sets of contacts
mounting holes : 3-3/8" C.-C.

BAS-243



1 set of contacts, plate size : 3-3/8 X 3-3/8"
mounting holes : 3-3/16 x 2-1/2" C.-C.
top : 5 quick connects
bottom : 12 quick connects, 2 bolts

BAS-244




1 set of contacts, plate size : 3-3/8 x 3-7/8"
mounting holes : 3-3/16 x 2-7/8 x 3-13/16" C.-C.
top : 4 quick connects
bottom : 10 quick connects, 2 bolts

BAS-257



2 sets of contacts
mounting holes :
3-1/2 & 4-1/8" C.-C.

BAS-242




1 set of contacts, plastic backplate
1-3/4" hole diameter
mounting holes : 2-3/4 C.-C.

BAS-242C



1 set of contacts
fibre board backplate
1-3/4" hole diameter
mounting holes : 2-3/4 C.-C.

BAS-241



1 set of contacts
mounting holes : 3 x 3-1/8" C.-C.

BAS-251



2 sets of contacts
mounting holes : 2-1/2" C.-C.

BAS-248



reversing switch, ref. #R98-14
2 sets of contacts
mounting holes : 2-3/4 x 2-1/2" C.-C.

BAS-5128



1 set of contacts
top : 3 quick connects
bottom : 3 quick connects

Baldor

BAR-245 ref #16095
RE-5022 ref #16023



Mars relay

RE-1009



4CR3-650 Klixon relay

BAR-246




3CR-738-169 Klixon relay

RE-5029



Mars #91423
2 pole, 40A, 208/240 VAC



RPM #	I.D.	O.D.	RPM	Frame
* BASM252-17	13/16	2-3/16	1725	48-56
* BASM257-34	13/16	2-3/16	3450	48-56
** BASM253-17	13/16	2-3/16	1725	56-145T
** BASM262-34	13/16	2-3/16	3450	56-145T
BASM251-17	1-1/8	3-11/16	1725	182-184T
BASM256-34	1-1/8	3-11/16	3450	182-184T
BASM250-17	1-3/8	3-11/16	1725	213-215T
BASM255-34	1-3/8	3-11/16	3450	213-215T

RPM #	I.D.	O.D.	RPM
BASM261-17	.805	2-1/4	1725
BASM259-34	.805	2-1/4	3450
BASM263-34	1.125	3-11/16	3450
BASM264-17	1.125	3-11/16	1725
BASM258-17	1.375	3-5/8	1725
BASM265-34	1.375	3-5/8	3450

* "A" = 2-1/16"
** "A" = 2-11/16"

O.D. of rotating mechanisms = outside diameter of the round moveable disc

BAR-2600

1-11/16 x 2-1/2 x 3/8" thick

BAR-2601

1-15/32 x 2.06 x 7/16" thick



rubber mounts

Metal Fan Covers




Type 1



Type 2

RPM #	Baldor #	Frame	Type	I.D.	Depth
BAC-2002	34FH4002A01	48C	1	6-1/8	1-1/2
BAC-2004	35FH4005A02	56C & 143-5TC	1	7-1/8	1-5/8
BAC-2005	36FH4009A102	182-184	2	8-1/2	2-7/8
BAC-2006	07FH4007	213-215	2	10	3-1/4

Baldor



RPM #	Baldor #	Fig	I.D.	O.D.	Thick.	# Fins
BAF-2105	34FN3002A03	A	.500	5	3/4	7
BAF-201	33FN3000	A	.625	4-1/8	7/16	9
BAF-2180	34FN5002A01	B	.630	4-3/4	13/16	9
BAF-2027	35FN3002A05	A	.630	6-1/4	3/4	7
BAF-2196	34FN3002A01	A	.635	5	3/4	7
* BAF-208	35FN3002A01	A	.635	6-3/8	3/4	7
BAF-2198	34FN3002B01	A	.640	4-1/4	3/4	7
BAF-2190	36FN3000C01	A	.875	5-1/4	1-1/8	10
BAF-2026	35FN3002A04	A	.875	6-3/8	3/4	7
BAF-209	36FN3000A01	A	.900	7	1-1/8	10
BAF-2195	34FN3002A02	A	.910	5	3/4	7
BAF-2085	35FN3002A02	A	.988	6-3/8	3/4	7
BAF-2203	37FN3002C01	A	1.150	5-7/8	1-1/16	11
BAF-2202	37FN3002B01	A	1.150	7-1/2	1-1/16	11
BAF-216	37FN3000A03	A	1.150	8-1/2	1	10
BAF-2194	37FN3002A01	A	1.150	9	1-1/16	11
BAF-2197	36FN3000C02	A	1.174	5-1/4	1-1/16	10
BAF-2095	36FN3000A02	A	1.174	7	1-1/8	10
BAF-215	37FN3000A02	A	1.360	8-1/2	1	10
BAF-2199	37FN3002M01	A	1.500	7-1/2	1-1/16	11
BAF-2204	09FN3001D01	A	1.500	7-5/8	1-1/2	11
BAF-211	09FN3001A01	A	1.500	10-3/4	1-5/8	11
BAF-2201	09N30001B02	A	1.700	9-1/2	1-9/16	11
BAF-2189	09FN3001A02	A	1.700	10-1/4	1-3/4	11
BAF-212	10FN3000	A	1.700	11-7/8	2	10
BAF-2200	702676-1C	D	1.875	8-3/4	1-3/4	9
BAF-213	12FN3000	A	2.000	13-1/4	2-1/4	10
BAF-218	14FN3000A01	C	2.125	13-1/4	2-3/4	15
BAF-214	14FN3000A02	C	2.375	13-3/8	2-3/4	15

* flatted hole

RPM #	Baldor #	I.D.	O.D.	Thick.	# Fins
BAF-203	36FN5000A08	.630	6-7/8	1-1/8	8
BAF-2032	36FN5000A09	.673	6-7/8	1-1/8	8
BAF-2185	37FN5001A03	.791	8-1/2	1-1/16	8
BAF-2045	36FN5000A01	.908	7	1-1/8	8
BAF-204	37FN5001A01	.984	8-1/2	1-1/16	8
BAF-205	37FN5001A02	1.174	8-1/2	1-1/16	8



stamped metal
set screw

Baldor

RPM #	Baldor#	Type	I.D.	O.D.	Thick.	# Fins
BAF-206	09FN2003A04	A	.985	10-1/4	2-3/8	8
BAF-2192	35FN2000A07	B	1.174	5-3/4	5/8	10
BAF-2193	36FN3004A02	B	1.375	7-1/4	5/8	9
BAF-2065	09FN2003A06	A	1.400	10-1/4	2-3/8	8



TYPE A
cast aluminum
set screw



TYPE B
cast aluminum
set screw

RPM #	Baldor #	I.D.	O.D.	# Fins
BAF-207	35FN4001	.635	6-1/8	8
BAF-2075	34FN4001	.635	5-1/4	8



stamped metal
press fit

RPM #	Baldor #	I.D.	O.D.	# Fins
BAF-2186	35FN4000A03	1.420	5-5/8	12
BAF-2102	36FN4000A02	1.420	6-1/2	12
BAF-2103	36FN4000A03	1.603	6-1/2	12
BAF-210	37FN4000A02	1.602	8	10



stamped metal
press fit

RPM #	Width x Length	Mtg Holes c.-c.	Conduit Hole
BACB-2034	2-5/8 x 2-3/4	1-7/16	0.87
BACB-2035	2-5/8 x 3-3/4	1-11/16	0.87
BACB-2036	2-5/8 x 3-3/4	2	1.10
BACB-2037	3-1/4 x 4	2-1/16	1.10



conduit box, complete with
gaskets & hardware

Baldor

OVERLOADS



Type "A"
manual



Type "B"
manual



Type "C"
manual



Type "D"
manual

RPM #	KLIXON #	HP	TYPE	DIA.	MTG. HOLES
BAO-275	MRG57BA	1/3	D	31/32	
BAO-274	MRJ36RB	1/2	D	31/32	
BAO-2771	MRJ38RB	1/2	D	31/32	
BAO-2783	MRD4747	1/2	D	31/32	
BAO-276	MSG30BA	3/4	C	31/32	
BAO-2779	MRD5704	3/4	C	31/32	
BAO-273	CRJ50EB	1	D	1-7/32	
BAO-2773	MRJ28RB	1	D	31/32	
BAO-2770	MRJ24AB	1	D	31/32	
BAO-2780	MRD4749	1	D	31/32	
BAO-2774	CRJ49CB	1-1/2	D	1-7/32	
BAO-266	CRJ38CB	1-1/2	D	1-7/32	
BAO-271	CRJ31CB	2	D	1-7/32	
BAO-2775	CRJ31CA	2	D	1-7/32	
BAO-272	CRH00CB	2	D	1-7/32	
BAO-2782	CRD4757	2	D	1-7/32	
BAO-265	BEC1959	3	B	1-9/16	2-3/8
BAO-270	BRD3929	3	C	1-9/16	
BAO-263	LEC927	5	A	1-7/8	2-3/8
BAO-264	LED1027 / LED989	5	A	1-7/8	2-3/8
BAO-269	BRJ25DB	5	C	1-9/16	
BAO-262	LED1024 / LED945	7-1/2	A	1-7/8	2-3/8
BAO-260	LED941 / LED1011	10	A	1-7/8	2-3/8

**please provide catalogue & spec. # from motor nameplate for overloads not shown in this chart

BAR-1014



rubber overload boot, 1-3/16" diameter

BOC-300



metal overload cover
mounting holes : 1-3/4" C.-C., hole I.D. : 7/8"

BAR-6015



metal overload retainer, 1-1/4" I.D.

Baldor

RPM #	Type	T	W	L	Spring Length	Spring Diameter	Cap Diameter	Grade
BP5060BD02	A	1/8	3/16	5/8	7/8	.150	.240	graphite
BP5118BJ01	A	1/8	1/4	7/16	7/8	.160	.310	graphite
BP5049AP01	A	.172	.554	1	1-1/4	.315	.500	carbon
BP5066BP01	B	1/4	1/4	5/8	7/8	.215	.310	graphite
BP5021V01	B	1/4	1/4	7/8	1-1/4	.240	.365	graphite
BP5048AP01	A	1/4	3/8	1/2	3/4	.230	.440	carbon
BP5046AP01	A	1/4	3/8	1/2	1-1/8	.270	.445	carbon
BP5052BP01	A	1/4	3/8	5/8	1	.275	.440	graphite
BBR-1088	A	1/4	3/8	5/8	7/8	.260	.465	graphite
BP5000A04	A	1/4	3/8	5/8	1-1/4	.250	.440	carbon
BBR-1873	A	5/16	7/16	5/8	7/8	.315	.500	carbon
BBR-1087	A	5/16	7/16	5/8	1	.365	.500	graphite
BP5000H03	A	5/16	7/16	13/16	1-1/4	.310	.500	graphite
BP5000BK08	A	5/16	5/8	13/16	1-3/8	.415	.750	carbon
BP5000AW14	A	5/16	5/8	13/16	1-3/8	.460	.750	graphite
BP5000T15	A	3/8	3/4	1	1-3/4	.445	.750	graphite



type A eared



type B round cap

RPM #	Type	T	W	L	Shunt	Bevelled	Grade
BP5011T01	F	.221	.647	1	1-3/8	top	graphite
BP5004A01	C	5/16	5/8	1-1/4	3-5/8	top	carbon
BP5004C01	C	5/16	5/8	1-1/4	3-5/8	top	graphite
BP5002A02	C	5/16	3/4	1-1/4	4	top	carbon
BP5002C02	C	5/16	3/4	1-1/4	3-7/8	top	graphite
BP5002C03	C	5/16	7/8	1-1/4	3-7/8	top	graphite
BP5002A01	C	3/8	7/8	1-1/4	3-7/8	top	carbon
BP5002E01	C	3/8	7/8	1-1/4	3-7/8	top	graphite
BP5001C01	D	3/8	7/8	1-1/4	2-7/8	bottom	graphite
BP5125A01	D	3/8	7/8	1-1/2	2-3/4	bottom	carbon
BP18044-4	I	3/8	1	1-1/4	2-1/2	top / bottom	carbon
BP5002A04	C	7/16	3/4	1-1/4	3-7/8	top	carbon
BP5031A01	E	7/16	1-1/4	1-1/4	2-7/8	top	carbon
BP5027A01	E	7/16	1.850	1-3/8	3	top	carbon
* BP15003251	H	5/8	7/8	1-1/2	2-7/8	top / bottom	carbon
* BP360243	G	5/8	1-1/4	2	4	top / bottom	carbon
* BP286102	H	3/4	1-1/4	2	3-1/2	top / bottom	carbon
* BP400193	G	3/4	1-1/2	2-3/4	4-5/8	top / bottom	carbon
* BP50034-2	G	7/8	1-1/2	2-7/8	4-5/8	top / bottom	carbon

* = split brush

shunt length includes terminal



type C slot terminal



type D slot terminal



type E slot terminal



type F 3/16" quick connects



type G slot terminal



type H slot terminal



type I slot terminal

Baldor


RPM #	Thick.	Width	Length	Shunt
BAB-232	3/16	3/4	1	2-7/8
BAB-230	1/4	1/2	7/8	3-1/8
BAB-231	5/16	7/8	1-1/4	3-1/8
* BP5070A01	5/16	3/4	1-1/4	2
BAB-14	5/16	1-1/4	1-3/8	3-1/4
* BP5258A01	7/16	3/4	1-1/4	2



* top level
shunt length includes terminal

BRUSH SPRINGS

RPM #	Type	Width	Length	Coil Dia.	Colour
BP5012A04	A	.600	1.250	.340	-
BP5028	B	.750	1.750	.300	-
BP5030	B	.500	1.700	.300	-
BP5098	C	.625	2.000	.360	-
BP5103	C	.625	2.00	.410	-
BP150311	D	.625	2.500	.790	-
BP2001A01	E	.250	1.625	.840	green
BP2004A01	E	.250	1.625	.875	white
BABS-240	G	.188	1.875	.750	-
BABS-242	G	.312	2.188	.750	-



type "C"



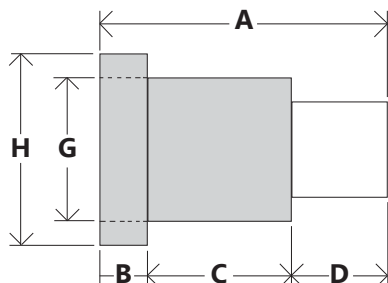
type "F"



type "G"

Brush Holders & Brush Caps

RPM #	A	B	C	D	Brush Size	G	H	Brush Cap	Brush Cap Dia.
BP4517	1-1/8	3/16	5/8	1/4	3/16 X 1/8	.480	.530	BCAP-208	3/8
BBR-1100	1-1/4	3/16	13/16	3/16	1/4 X 1/4	5/8	3/4	BCAP-220	1/2
BP4529	1-1/4	3/16	13/16	1/4	1/4 X 3/8	5/8	3/4	BCAP-220	1/2
BP5201A03	1-3/8	3/16	13/16	3/8	1/4 X 3/8	5/8	3/4	BCAP-220	1/2
BP5201A04	1-5/8		1	5/8	5/16 X 7/16	13/16		BCAP-242	5/8
BP5201A06	2		1-1/4	3/4	3/8 X 3/4	1-1/8		BCAP-249	7/8
BP5201A10	1-5/8	3/16	13/16	5/8	5/16 X 7/16	13/16	15/16	BCAP-242	5/8
BP5201A11	1-5/8	5/16	15/16	3/8	5/16 X 5/8	1	1-1/8	BCAP-249	7/8
BP5201A12	1-13/16	5/16	15/16	1/2	3/8 X 3/4	1-1/16	1-1/4	BCAP-249	7/8
BP5201A14	2	5/16	15/16	3/4	3/8 X 3/4	1-1/16	1-1/4	BCAP-249	7/8



Brush Cap

Baldor

36EP3200A03

7-7/8" diameter, 6205 bearing size
2 mounting holes, 3-3/8" C.-C.

36EP3201A01

7-7/8" diameter, 6206 bearing size
no mounting holes



open endbell

35EP3300A02

6-5/8" diameter, 6205 bearing size



C-flange totally enclosed endbell

35EP3100A45

6-5/8" diameter, 6203 bearing size
2 pair mounting holes, both are 2-3/4" C.-C.

35EP3101A04

6-5/8" diameter, 6205 bearing size
no mounting holes

36EP3101A44

7-7/8" diameter, 6205 bearing size
2 pair mounting holes, 3-3/8" & 2-3/4" C.-C.

37EP3101A01

9-5/8" diameter, 6206 bearing size
multiple sets of mounting holes



closed endbell

BP4519



plastic brush cap 1/2"
total length 3/8"
complete with O-ring

36EP3200A43

7-7/8" diameter, 6205 bearing size

37EP3203A00

9-5/8" diameter, 6206 bearing size



open endbell

Bearings - Ball

Bearing Number	I.D.		O.D.		Width	
	mm	inches	mm	inches	mm	inches
6000	10	0.3937	26	1.0236	8	0.3150
6001	12	0.4724	28	1.1024	8	0.3150
6002	15	0.5906	32	1.2598	9	0.3543
6003	17	0.6693	35	1.3780	10	0.3937
6004	20	0.7874	42	1.6535	12	0.4724
6005	25	0.9843	47	1.8504	12	0.4724
6006	30	1.1811	55	2.1654	13	0.5118
6007	35	1.3780	62	2.4409	14	0.5512
6008	40	1.5748	68	2.6772	15	0.5906
6009	45	1.7717	75	2.9528	16	0.6299
6010	50	1.9685	80	3.1496	16	0.6299
6011	55	2.1654	90	3.5433	18	0.7087
6012	60	2.3622	95	3.7402	18	0.7087
6013	65	2.5591	100	3.9370	18	0.7087
6014	70	2.7559	110	4.3307	20	0.7874
6015	75	2.9528	115	4.5276	20	0.7874



- SKF & KBC available
- available in "2RS" & "ZZ"

- to convert inches to millimeters, multiply inches by 25.4

- to convert millimeters to inches, divide millimeters by 25.4

Bearing Number	I.D.		O.D.		Width	
	mm	inches	mm	inches	mm	inches
6200	10	0.394	30	1.181	9	0.354
6201	12	0.472	32	1.260	10	0.394
6202	15	0.591	35	1.378	11	0.433
6203	17	0.669	40	1.575	12	0.472
6204	20	0.787	47	1.850	14	0.551
6205	25	0.984	52	2.047	15	0.591
6206	30	1.181	62	2.441	16	0.630
6207	35	1.378	72	2.835	17	0.669
6208	40	1.575	80	3.150	18	0.709
6209	45	1.772	85	3.347	19	0.748
6210	50	1.969	90	3.543	20	0.787
6211	55	2.165	100	3.937	21	0.827
6212	60	2.362	110	4.331	22	0.866
6213	65	2.559	120	4.724	23	0.906
6214	70	2.760	125	4.921	24	0.945
6215	75	2.953	130	5.118	25	0.984
6216	80	3.150	140	5.512	26	1.024
6217	85	3.346	150	5.906	28	1.102
6218	90	3.543	160	6.299	30	1.181
6219	95	3.740	170	6.693	32	1.260
6220	100	3.937	180	7.087	34	1.339

Bearing Number	I.D.		O.D.		Width	
	mm	inches	mm	inches	mm	inches
634	4	0.1575	16	0.6299	5	0.1969
625	5	0.1969	16	0.6299	5	0.1969
626	6	0.2362	19	0.7480	6	0.2362
607	7	0.2756	19	0.7480	6	0.2362
627	7	0.2756	22	0.8661	7	0.2756
627-250		0.2500	22	0.8661	7	0.2756
608	8	0.3150	22	0.8661	7	0.2756
608-5/16		0.3125	22	0.8661	7	0.2756
628	8	0.3150	24	0.9449	8	0.3150
609	9	0.3543	24	0.9449	7	0.2756
629	9	0.3543	26	1.0236	8	0.3150
6201-08		0.5000	32	1.2598	10	0.3937
6201-13	13	0.5118	32	1.2598	10	0.3937
6202-08		0.5000	35	1.3780	11	0.4331
6202-625		0.6250	35	1.3780	11	0.4331
6202-16	16	0.6299	35	1.3780	11	0.4331
6203-625		0.6250	40	1.5748	12	0.4724
6203-16	16	0.6299	40	1.5748	12	0.4724
6203-2RSNR	17	0.6693	40	1.5748	12	0.4724
6203-750		0.7500	40	1.5748	12	0.4724
6204-750		0.7500	47	1.8504	14	0.5512
6204-875		0.8750	47	1.8504	14	0.5512
6205-1		1.0000	52	2.0472	15	0.5906

Bearing Number	I.D.		O.D.		WIDTH	
	mm	inches	mm	inches	mm	inches
6300	10	0.3937	35	1.3780	11	0.4331
6301	12	0.4724	37	1.4567	12	0.4724
6302	15	0.5906	42	1.6535	13	0.5118
6303	17	0.6693	47	1.8504	14	0.5512
6304	20	0.7874	52	2.0472	15	0.5906
6305	25	0.9843	62	2.4409	17	0.6693
6306	30	1.1811	72	2.8346	19	0.7480
6307	35	1.3780	80	3.1496	21	0.8268
6308	40	1.5748	90	3.5433	23	0.9055
6309	45	1.7717	100	3.9370	25	0.9843
6310	50	1.9685	110	4.3307	27	1.0630
6311	55	2.1654	120	4.7244	29	1.1417
6312	60	2.3622	130	5.1181	31	1.2205
6313	65	2.5591	140	5.5118	33	1.2992
6314	70	2.7559	150	5.9055	35	1.3780
6315	75	2.9528	160	6.2992	37	1.4567
6316	80	3.1500	170	6.6930	39	1.5350
6317	85	3.3460	180	7.0870	41	1.6140
6318	90	3.5430	190	7.4800	43	1.6930
6319	95	3.7400	200	7.8740	45	1.7720
6320	100	3.9370	215	8.4650	47	1.8500

Bearing Number	I.D.	O.D.	WIDTH
	inches	inches	inches
R2	0.125	0.375	0.156
R3	0.188	0.500	0.196
R4	0.250	0.625	0.196
R4-A	0.250	0.750	0.281
R6	0.375	0.875	0.281
R8	0.500	1.125	0.313
R10	0.625	1.375	0.344
R12	0.750	1.625	0.438
R14	0.875	1.875	0.500
R16	1.000	2.000	0.500
R18	1.125	2.125	0.500
R20	1.250	2.250	0.500

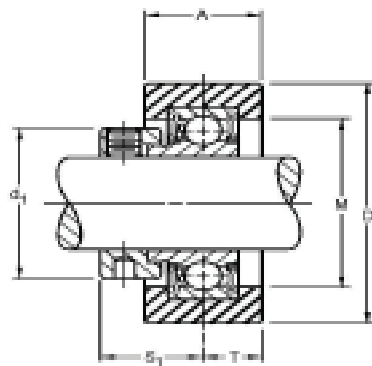
Bearings - Pillow Blocks

RPM #	I.D.	Mounting Holes C.-C.
UCP202-10	5/8	95mm
UCP204-12	3/4	95mm
UCP205-14	7/8	105mm
UCP205-15	15/16	105mm
UCP205-16	1	105mm
UCP206-19	1-3/16	121mm
UCP206-20	1-1/4	121mm
UCP207-20	1-1/4	127mm
UCP207-22	1-3/8	127mm
UCP207-23	1-7/16	127mm
UCP208-24	1-1/2	137mm

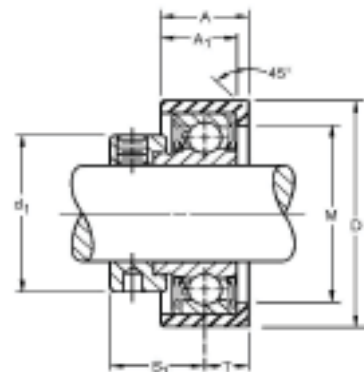


Common Pillow Blocks
Please Inquire About Other Sizes

HVAC Bearings



RSCM




RU1121

RPM #	Inner Bore	D	A	A1	M	d1	S1	T
RSCM-8	1/2	2.5312	1.0000		1.3750	1.1250	0.8750	0.50
RSCM-10	5/8	2.5312	1.0000		1.5625	1.3125	0.9219	0.50
RSCM-12	3/4	2.5312	1.0000		1.7812	1.5000	0.9219	0.50
RSCM-16	1	2.5312	1.0000		1.8750	1.6562	0.7812	0.50
RU1121-12	3/4	1.8125	0.7187	0.6250	1.3750	1.1875	0.7344	0.39
RU1121-16	1	2.2500	0.8125	0.7125	1.7500	1.5000	0.9219	0.39

Bearings - Self-Aligning

Dimensions = I.D. X O.D. x Length

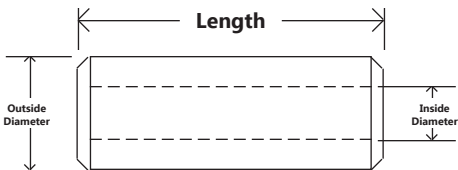
<p>FASCO</p>  <p>FA-34 5/16 x 11/16 x 1/2"</p>	<p>FASCO</p>  <p>FA-38 3/8 x .65 x 5/8"</p>	<p>FASCO</p>  <p>FA-35 1/2" x 7/8 x 11/16" FA-37 3/8" x 7/8" x 11/16"</p>	<p>FRANKLIN (includes rivets, gasket & retainer)</p>  <p>FB-42 1/4 x 5/8 x .470" FB-43 5/16 x 5/8 x .470"</p>
<p>SA-17</p>  <p>5/16 x .615 x 7/16"</p>	<p>WESTINGHOUSE</p>  <p>WEB-74 1/2" bearing</p>	<p>A.O. SMITH</p>  <p>UB-1069 17mm x 1-3/16 x 11/16"</p>	



Universal

RPM #	Fig.	I.D.	O.D.	Length
UB-1067	B	1/4	5/8	15/32
UB-1068	B	5/16	5/8	15/32
UB-1065	A	3/8	1	41/64
SA-312	D	3/8	3/4	7/16
UB-1066	A	1/2	1	41/64

Self - Lubricating Plain Sleeve Bearings



RPM #	I.D.	O.D.	Length
SB-9010	1/4	5/16	1/2
SB-9020	1/4	3/8	1
SB-9030	3/8	1/2	1
SB-9040	1/2	5/8	1-1/2
SB-9050	1/2	11/16	1-1/2
SB-9070	5/8	3/4	1-1/2

Bearings - Sleeve

RPM #	I.D.	O.D.	Length	Finish	Motor Manufacturer	Material
MB-62	1/2	.622	19/32	not reamed	Marathon	babbit / steel
MB-60	1/2	.622	13/16	not reamed	Marathon	bronze / steel
CB-560	1/2	5/8	9/16	not reamed	Century	babbit / steel
GB-425	1/2	5/8	5/8	not reamed	GE	babbit / steel
GB-426	1/2	5/8	5/8	reamed	GE	babbit / steel
GB-427	1/2	5/8	13/16	not reamed	GE	babbit / steel
GB-428	1/2	5/8	13/16	reamed	GE	babbit / steel
BGB-704	.530	.657	13/16	not reamed	B & G	bronze / steel
BGB-706	.605	.754	1	not reamed	B & G	bronze / steel
SSB-51	.610	.754	3/4	not reamed	A.O. Smith	bronze / steel
GB-429	5/8	3/4	13/16	not reamed	GE	babbit / steel
GB-430	5/8	3/4	13/16	reamed	GE	babbit / steel
MB-64	.650	.790	5/8	not reamed	Marathon	babbit / steel
WEB-75	.650	.800	7/8	not reamed	Westinghouse	bronze / steel
EM-32	.656	.781	1		Robbins & Myers	
CB-562	.656	.800	13/16	not reamed	Century	babbit / steel
CB-561	3/4	7/8	1	not reamed	Century	babbit / steel



Ball Bearing Drivers



Install ball bearings faster & easier without damaging seals or flanges. These drivers are treated, hardened & knurled. They are cadmium plated for rust protection. They can be used with an arbor press or mallet.

RPM #	Bearing
TBI-20	6200 / 6300
TBI-21	6201 / 6301
TBI-22	6202 / 6302
TBI-23	6203 / 6303
TBI-24	6204 / 6304
TBI-25	6205 / 6305
TBI-26	6206 / 6306
TBI-27	6207 / 6307
TBI-28	6208 / 6308
TBI-29	6209 / 6309

Oil Seals



order by part #

Bearings - Misc.



Wavy Washers

RPM #	Bearing Size
WW-608	608
WW-6200	6200
WW-6202	6202
WW-6203	6203
WW-6204	6204 / 6303
WW-6205	6205 / 6304
WW-6206	6206 / 6305
WW-6207	6207 / 6306
WW-6208	6208 / 6307
WW-6209	6209
WW-6210	6210 / 6308
WW-6211	6211 / 6309
WW-6212	6212 / 6310
WW-6213	6213 / 6311
WW-6215	6215 / 6312
WW-6216	6216 / 6313
WW-6217	6217 / 6314
WW-6218	6218 / 6315
WW-6219	6219 / 6316
WW-6220	6220 / 6317
WW-6221	6221 / 6318



Shaft Slingers

RPM #	I.D.
WS-7	1/2
WS-8	5/8
WS-9	3/4
WS-25	7/8
WS-10	15/16
WS-26	1
WS-11	1-1/8
WS-21	1-1/4
WS-12	1-5/16
WS-22	1-1/2
WS-1625	1-5/8
WS-14	1-11/16
WS-15	1-3/4
WS-16	1-7/8
WS-17	2-1/16
WS-37	2-1/8
WS-38	2-3/8
WS-18	2-1/2
WS-19	2-7/8
WS-20	3-3/8



Tolerance Rings

RPM #	Bearing Used On	Recommended Housing Bore (inches)
TR-608	608	.9440 / .9420
TR-6203	6203	1.653 / 1.651
TR-6204	6204 / 6303	1.928 / 1.924
TR-6205	6205 / 6304	2.145 / 2.143
TR-6206	6206 / 6305	2.538 / 2.536
TR-6207	6207	2.9129 / 2.9119
TR-6208	6208	3.2279 / 3.2269
TR-6209	6209	3.4248 / 3.4238
TR-6210	6210	3.6216 / 3.6206

* OTHER SIZES AVAILABLE



Shaft Adapters

SA-14516	1/4 x 5/16"
SA-51638	5/16 x 3/8"
SA-3812	3/8 x 1/2"
GA-436	1/2 x 5/8"



GA-435 5/8 x 3/4"



Fibre Washers
(100/PKG)

FW-20	1/4 x 3/8"
FW-26	5/8 x 7/8"
FW-4	21/32 x 27/32"

Rubber Bearing Insert

FI-46 for 608 bearing

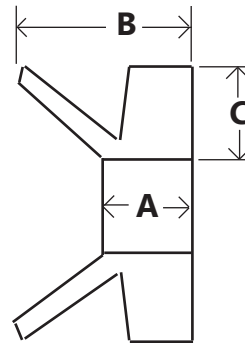


Finger Washers

SW-608	for 608
SW-6200	for 6200
SW-6201	for 6201
SW-6202	for 6202
SW-6203	for 6203



Bearings - V-Rings



RPM #	Shaft Diameter mm	"A" mm	"B" mm	"C" mm
VR-010	9.5 - 11.5	3.4	5.5	3
VR-012	11.5 - 12.5	3.4	5.5	3
VR-014	13.5 - 15.5	3.4	5.5	3
VR-016	15.5 - 17.5	3.4	5.5	3
VR-018	17.5 - 19	3.4	5.5	3
VR-020	19 - 21	4.7	7.5	4
VR-022	21 - 24	4.7	7.5	4
VR-025	24 - 27	4.7	7.5	4
VR-028	27 - 29	4.7	7.5	4
VR-030	29 - 31	4.7	7.5	4
VR-032	31 - 33	4.7	7.5	4
VR-035	33 - 36	4.7	7.5	4
VR-038	36 - 38	4.7	7.5	4
VR-040	38 - 43	5.5	9.0	5
VR-045	43 - 48	5.5	9.0	5
VR-050	48 - 53	5.5	9.0	5
VR-055	53 - 58	5.5	9.0	5
VR-060	58 - 63	5.5	9.0	5
VR-065	63 - 68	5.5	9.0	5
VR-070	68 - 73	6.8	11.0	6
VR-075	73 - 78	6.8	11.0	6
VR-080	78 - 83	6.8	11.0	6
VR-085	83 - 88	6.8	11.0	6
VR-090	88 - 93	6.8	11.0	6
VR-095	93 - 98	6.8	11.0	6
VR-100	98 - 105	6.8	11.0	6

Bearings - Misc

A-284



1 lb. Permawick

Bronze Shaft Sleeve (S.A. Armstrong)



RPM #	I.D.	O.D.	Length
SB-1125	1	1-1/4	2-1/4
SB-185024	1	1-1/4	2.36
SB-69003	1-3/8	1-5/8	2-3/8
SB-69021	1-3/8	1-5/8	3-1/2
425869-023	1-3/8	1-3/4	3-1/2

for more sleeves see **PUMP SLEEVES

Variable Light Duty, Pulley Fixed Bore, Grey Cast Iron For Use On 3L, 4L, & 5L Belts



1 groove



2 groove

RPM #	# of Grooves	I.D.	O.D.	Length
PV-255	1	1/2	2.50	1-9/16
PV-305	1	1/2	3.15	1-11/16
PV-375	1	1/2	3.75	1-11/16
PV-405	1	1/2	4.15	1-11/16
PV-306	1	5/8	3.15	1-11/16
PV-376	1	5/8	3.75	1-11/16
PV-406	1	5/8	4.15	1-11/16
PV-307	1	3/4	3.15	1-11/16
PV-308	1	7/8	3.15	1-11/16
PV-378	1	7/8	3.75	1-11/16
PV-408	1	7/8	4.15	1-11/16
PV-47X7/8	1	7/8	4.75	1-11/16
PV-2G40X1-1/8	2	1-1/8	3.95	3
PV-40X1-1/8	1	1-1/8	4.15	1-11/16
PV-47X1-1/8	1	1-1/8	4.75	1-11/16
PV-2G50X1-1/8	2	1-1/8	4.75	3

Repair Sleeves (Cast Iron) For Endbells



RPM #	Bearing	Length
E-0200	6202	20mm
E-0300	6203	20mm
E-0403	6204 / 6303	21mm
E-0504	6205 / 6304	22mm
E-0605	6206 / 6305	30mm
E-0706	6207 / 6306	25mm
E-0807	6208 / 6307	26mm
E-0900	6209	30mm
E-1008	6210 / 6308	29mm
E-1109	6211 / 6309	31mm
E-1210	6212 / 6310	33mm
E-1311	6213 / 6311	37mm
E-1400	6214	32mm
E-1512	6215 / 6312	39mm
E-1613	6216 / 6313	41mm
E-1714	6217 / 6314	43mm
E-1815	6218 / 6315	40mm
E-1916	6219 / 6316	47mm
E-2219	6222 / 6319	51mm

Bodine

BNE300



brush spring, 3/8 wide x 7/8" long

BOC-10 total height : 11mm
for type 32A / 42A
BOC-11 total height : 8.5mm
for type 33A




plastic brush cap, thread O.D. : 30MM

BOB-1



graphite, 1/4 x 3/8 x 1" long
1/4" quick connect

BOB-2



graphite, 1/4 x 3/8 x 3/4" long

BOB-5 1/8 x 1/4 x 5/8" long
BOB-3 3/16 x 1/4 x 3/4" long
BOB-4 7/32 x 3/8 x 1" long



graphite brush

Brook

BRS-3



1 set of contacts

Plastic Cooling Fans

RPM #	I.D.	O.D.	# Of Fins	RPM	Type	Frame
BRF-23	5/8	7-3/4	7	ALL	A	L 182/4T
BRF-25	5/8	9	7	ALL	A	L 213/5T
BRF-27	1-1/4	11-1/4	7	1725	A	L 254/6T



TYPE A
pin style



TYPE B
press fit

Brushes

RPM #	Thick.	Width	Length	Spring Length	Spring Diameter	Cap Diameter
*1410	3/16	3/16	3/8	13/16	.188	1/4
1539	3/16	3/16	7/16	1-1/8	.188	1/4
1513	3/16	7/32	7/16	1	.175	1/4
1527	3/16	1/4	7/16	13/16	.210	.210
1505	3/16	1/4	1/2	5/8	.188	1/4
V-31	3/16	1/4	13/16	1-3/8	.220	1/4
*BBO-004	5mm	8mm	5/8	5/8	.210	.240
BMW-100	7/32	.275	9/16	1	.260	.260
1518	7/32	5/16	11/16	1-1/4	.250	9/32
BBD-209	7/32	1/2	7/8	1-3/4	.375	3/8
BRY-062	.235	.252	3/8	5/8	.210	.260
*BPC-842	1/4	1/4	3/8	3/4	.175	.310
1603	1/4	1/4	9/16	7/8	.250	1/4
*BPC-173	1/4	1/4	9/16	1	.220	.280
*BP5066BP01	1/4	1/4	5/8	7/8	.220	5/16
1521	1/4	1/4	11/16	1-1/2	.250	1/4
*BP5021V01	1/4	1/4	7/8	1-1/4	.240	.365
*1525	1/4	5/16	9/16	1-1/8	.250	7/16
1507	1/4	5/16	5/8	1-1/8	.250	1/4
1615	1/4	5/16	5/8	1-3/16	.250	7/16
BBD-122	1/4	5/16	5/8	1-3/8	.220	.230
1602	1/4	3/8	9/16	1	.250	5/16
BBD-535	1/4	3/8	9/16	1-1/8	.250	5/16
BMW-170	1/4	3/8	9/16	1-1/8	.275	.330
BBD-123	1/4	3/8	5/8	1-3/8	.300	.300
BPC-838	1/4	3/8	3/4	1-3/8	.290	.420
*G-162	1/4	3/8	3/4	2	.275	5/16
BHT-010	6.25mm	11mm	5/8	1-1/4	.290	.310
BMW-260	1/4	7/16	3/4	1-3/8	.315	5/16

* = graphite



Brushes

RPM #	Thick.	Width	Length	Spring Length	Spring Diameter	Cap Diameter
*1543	1/4	1/2	3/4	1-1/2	.375	3/8
BSK-845	1/4	1/2	3/4	1-1/2	.300	.300
BMW-055	1/4	9/16	3/4	1-1/4	.360	.330
1609	1/4	5/8	3/4	2	.437	15/32
1302	1/4	3/4	3/4	2-1/8	.500	9/16
B-120	5/16	5/16	7/8	1-1/4	.300	.400
1306	5/16	15/32	1	1-7/8	.343	3/8
B-162	5/16	15/32	1	1-5/8	.435	.420
*L-92	5/16	1/2	3/4	2-1/4	.350	.435
1308	5/16	5/8	7/8	1-3/4	.437	9/16

* = graphite



RPM #	Thick.	Width	Length	Spring Length	Spring Diameter	Cap Diameter
* BP5060BD02	1/8	3/16	5/8	7/8	.150	.240
+* BP5118BJ01	1/8	1/4	.400	7/8	.165	.310
GEB-3035	1/8	1/4	9/16	1-1/4	.165	.315
BP5049AP01	.172	.554	1	1-1/4	.315	.500
* BMA-14	5mm	8mm	3/8	5/8	.230	.350
* BMA-50	5mm	8mm	7/16	3/4	.230	.350
* BRY-078	6mm	9mm	9/16	7/8	.250	.395
* BMA-124	6mm	10mm	9/16	1	.310	.430
* B-108	.240	3/4	1	2	.500	.820
* BRY-069	.245	.520	11/16	1	.350	.550
BP5048AP01	1/4	3/8	1/2	5/8	.250	7/16
* 2-1885	1/4	3/8	1/2	5/8	.250	7/16
BP5046AP01	1/4	3/8	1/2	1-1/8	.270	.445
BMW-390	1/4	3/8	9/16	3/4	.270	.400
1506	1/4	3/8	5/8	1-3/8	.310	7/16
* BBR-1088	1/4	3/8	5/8	7/8	.260	.465
BP5052BP01	1/4	3/8	5/8	1	.275	7/16
2-1820	1/4	3/8	5/8	1-1/8	.275	7/16
BSK-773	1/4	3/8	5/8	1	.290	.500
BMW-450	1/4	7/16	1/2	3/4	.320	.500
1611	1/4	7/16	5/8	1-5/16	3/8	1/2
* BPC-76	1/4	7/16	3/4	1-1/8	.310	.510
1614	1/4	1/2	11/16	1-5/16	3/8	1/2
* BPC-266	1/4	1/2	3/4	7/8	.330	.560
BBD-978	1/4	1/2	3/4	1-1/4	.360	.560
1601	1/4	1/2	3/4	1-9/16	.315	3/8
203339-01	1/4	1/2	1	1-1/2	.437	.53
* BRY-069	1/4	.520	11/16	1-1/8	.350	.550
@ BBO-038	1/4	.550	5/8	1	.410	.710

+ = copper
 * = graphite
 @ = split



Eared Brush

Brushes

RPM #	Thick.	Width	Length	Spring Length	Spring Diameter	Cap Diameter
BMW-550	1/4	9/16	11/16	1-1/4	.360	.560
@ BMW-730	1/4	9/16	3/4	1-1/4	.360	.560
* 221101-03	1/4	5/8	5/8	1-3/8	.450	3/4
B-127	1/4	5/8	.670	1	.420	.525
R-292	1/4	5/8	1	2-1/8	.500	.530
@ B-110	1/4	.650	1	1-7/8	.410	.530
AE-2	1/4	3/4	1-1/8	2-1/4	.490	.820
* BMA-154	.255	.530	5/8	1	.310	.560
BRY-068	.255	.625	5/8	1-1/8	.360	.620
BMA-200	.275	.705	5/8	1	.380	.710
@ BMW-330	9/32	13/32	5/8	1-1/2	.320	.460
* LB-7	5/16	5/16	9/16	11/16	.225	.430
BBR-1873	5/16	7/16	5/8	7/8	.315	.500
* BBR-1087	5/16	7/16	5/8	1	.365	.500
* BP5000H03	5/16	7/16	13/16	1-1/4	.315	.500
B-133	5/16	1/2	11/16	1-1/8	.375	.590
106	5/16	1/2	7/8	1-5/8	.375	.500
@ B-163	5/16	9/16	9/16	1-5/8	.360	.590
@ B-165	5/16	9/16	15/16	1-5/8	.335	.685
BP5000BK08	5/16	5/8	13/16	1-1/2	.410	.750
* BP5000AW14	5/16	5/8	13/16	1-3/8	.440	.750
BSK-104	.315	.630	11/16	13/16	.350	.585
A-55	11/32	3/4	1	1-13/16	.625	13/16
* BSK-034	.350	5/8	3/4	1-1/4	.430	.810
@ BBD-219	3/8	1/2	7/8	1-3/8	.390	.600
* 221102-02	3/8	3/4	3/4	1-1/8	.500	.750
* BP5000T15	3/8	3/4	1	1-5/8	.500	.750
BPC-25	.390	.485	3/4	7/8	.380	.670
* 419904-30A	10MM	16MM	1-1/8	1-1/2	.485	.750

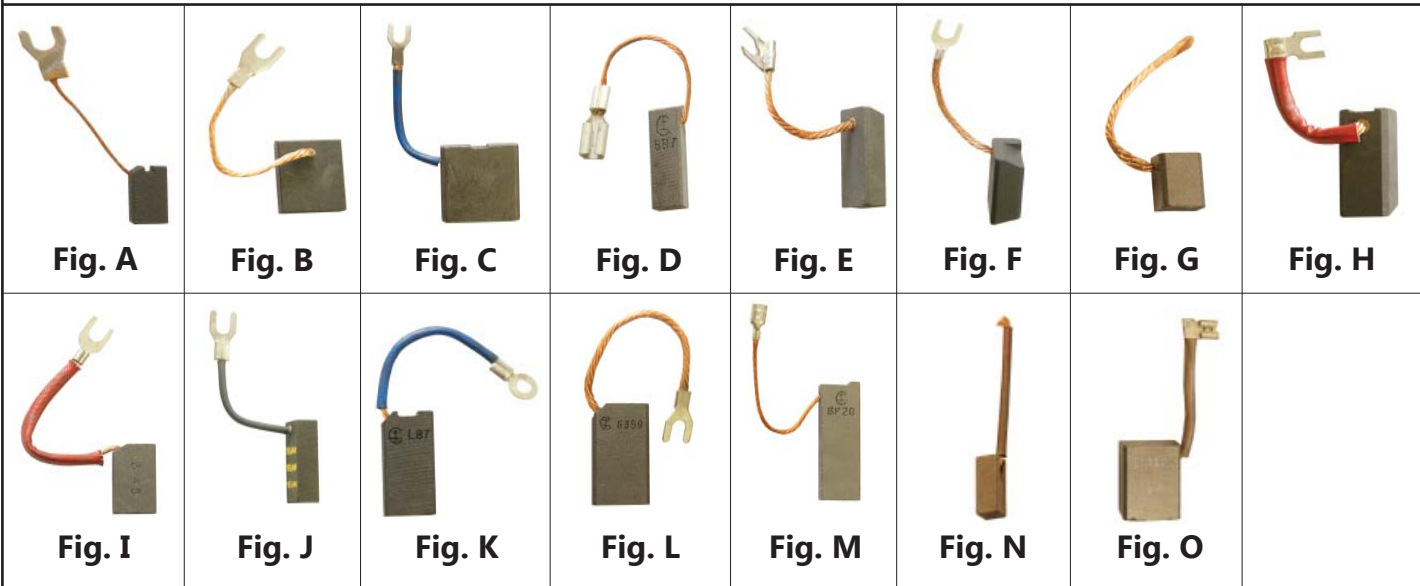
* = graphite

@ = split



**Eared
Brush**

Brushes



RPM #	Fig.	Thick.	Width	Length	Shunt Length	Comments
1504	A	3/16	3/16	1/2	1-7/8	ring terminal
BAB-232	B	3/16	3/4	1	2-7/8	Baldor
BBO-023	B	5MM	8MM	5/8	1-3/8	1/8" quick connect, Bosch
411683-30A	J	8MM	12MM	1-1/8	2-1/4	Reliance
1560	A	1/4	1/4	5/8	1-5/8	
1171	G	1/4	1/4	1/2	2	high copper content
13-H	N	1/4	1/4	5/8	1-5/8	high copper content
*BOB-1	D	1/4	3/8	1	1-7/8	Bodine, 1/4" quick connect
BAB-230	B	1/4	1/2	7/8	3-1/8	Baldor
*B-114	M	1/4	.550	1-5/8	2-5/8	3/16" quick connect, Sears shop vacuum
L-85	K	1/4	5/8	1	2-3/4	shunt not insulated, Leland
B-115	G	9/32	9/32	1/2	1-3/4	high copper content
YP00542	O	.291	.871	1-1/8	2-1/8	graphite, top & bottom bevelled, 1/4" quick connect
1172	G	5/16	5/16	1/2	1-1/4	high copper content
B-161	I	5/16	1/2	7/8	3	carbon / graphite, Ohio
L-87	K	5/16	5/8	1-1/4	3	Leland
BP5070A01	B	5/16	3/4	1-1/4	2	Baldor
BAB-231	B	5/16	7/8	1-1/4	3-1/8	Baldor
BAB-14	B	5/16	1-1/4	1-3/8	3-1/4	Baldor
*GEB-3000	E	3/8	5/8	1-1/8	1-7/8	General Electric
B-132	K	3/8	13/16	1-1/8	2-1/4	Imperial 36& 48 volt, carbon / graphite
GEB-3025	F	3/8	1	1-1/8	2-1/2	General Electric, top slot
*LB-1	C	3/8	1-1/4	1-1/4	2	Leeson .075" shunt diameter 1/4" slot 90VDC
*LB-12	C	3/8	1-1/4	1-1/4	2	Leeson .075" shunt diameter 1/4" slot 180VDC
*LB-15	C	3/8	1-1/4	1-1/4	2	Leeson .125" shunt diameter 3/8" slot 12 & 24VDC
BP5258A01	B	7/16	3/4	1-1/4	2	Baldor
GEB-3005	H	1/2	5/8	1-7/16	2-7/16	General Electric
G-359	L	1/2	1	1-3/4	5	General Electric
11-751212	L	3/4	1-1/4	2-1/2	4	Westinghouse, shunt thickness 0.150"

* = graphite

shunt length includes terminal

Brushes

RPM #	Thick.	Width	Length	Spring Length	Spring Diameter	Cap Diameter	Ref
B-164	.185	3/4	1-1/8	1-3/4	.475	.460	pipe threaders
1558	1/4	7/16	3/4	1-7/8	3/8	3/8	
*GEB-3055	1/4	3/8	7/8	2-1/4	.335	.465	General Electric
1612	1/4	1/2	5/8	1-3/8	3/8	19/32	GE lawnmower
*GEB-3030	1/4	1/2	7/8	2-1/4	3/8	11/16	General Electric
GEB-3090	5/16	3/8	3/4	2	.350	.460	General Electric
*GEB-3010	1/2	1/2	7/8	2-1/2	1/2	5/8	General Electric
GEB-3105	3/8	5/8	7/8	2-1/4	1/2	.690	General Electric



eyelet

*graphite

RPM #	Thick.	Width	Length	Spring Length	Spring Diameter	Cap Diameter	Ref
L-74	3/16	9/16	13/16	1-1/2	3/8	9/16	Leland
*L-75	3/8	17/32	13/16	1-1/2	7/16	9/16	Leland



bell cap

*graphite

RPM #	Thick.	Width	Length	Spring Length	Spring Diameter	Cap Diameter	Ref
BBD-368	1/4	1/2	3/4	1-1/2	.300	3/8 & 9/16	



RPM #	Thick.	Width	Length	Spring Length	Spring Diameter	Cap Diameter	Ref
G-253	1/4		11/16	1-1/4	1/4	1/4	General Electric



round carbon

RPM #	Thick.	Width	Length	Spring Length	Spring Diameter	Cap Diameter	Ref
1511	3/16	1/4	7/16	1-1/4	7/32		
1607	3/16	3/16	1/2	1-1/8	3/16		
1610	3/16	1/4	1/2	1-1/8	3/16		
*BOB-3	3/16	1/4	3/4	1-3/16	.16		Bodine
*BOB-4	7/32	3/8	1	1-9/16	3/8		Bodine
1605	1/4	1/4	7/16	1-1/4	1/4		



no shunt

*graphite

Brushes

Clarke Floor Sander



3/16 x 29/32 x 7/8"

B-103 graphite
T-167 carbon



B-102

3/16 x 29/32 x 1"



B-129

3/16 x 29/32 x 1"
1/4" quick connect



T-165

5/16 x 3/4 x 1" long
top groove : 3/16 wide x 1/4"

L-66



Leland, 3/16 x 1/2 x 11/16"

Carbon Only



BSK-171 3/16 x 1/4 x 7/16" (graphite)

BSK-365 1/4 x 3/8 x 5/8"

BSK-173 1/4 x 7/16 x 5/8"

Leland



BMW-275 1/4 x 5/16 x 9/16"

L-68 1/4 x 5/8 x 1-1/8"

L-67 5/16 x 13/16 x 1"

M-630

Master, 3/16 x 1/2 x 7/8"

M-225

Master, 1/4 x 5/8 x 1-3/8"

BR-103260

3/8 x 3/4 x 1-3/8"



B-24H



.157 x .204 x .375" long
copper grade

Nordic Hose Reel Brush



B-100

graphite, 3/8 x .400 x 3/4"

Rigid Pipe Threader



A-55

11/32 x 3/4 x 1"
spring length : 1-13/16"
cap diameter : 13/16"

W-181

Wagner - Tapered
1/8 & 7/32 x 9/16 x 3/4"

W-182

Wagner - Tapered
1/8 & 7/32 x 3/4 x 3/4"

W-501

Wagner - Tapered
3/32 & 9/32 x 1-1/4 x 1-1/4"




Dairy Queen Machine Brush



B-134

1/4 x 3/8 x 3/4", 1/16" quick connect
has slot as shown

Treadmill Brush



BR-928


without wear wire

BR-928A

with wear wire

McMillan, Cybex, Landice, etc.
.375 x .669 x 1" graphite

Brushes - Top Shunts




RPM #	Fig.	Thick.	Width	Length	Shunt Length **	Reference	Insulated Shunt	Power Pad	Graphite	Split	Top Bevel	Bottom Bevel	Terminal
B-160	3	3/16	5/8	1	3	Imperial	X						slot
B-219	2	3/16	3/4	1	2-1/4			X					slot
B-102	3	3/16	29/32	1	2-3/4	Clarke Floor Sander	X				slot		1/4" quick connect
B-129	4	3/16	.920	1	1-3/4	Clarke Super 7 Edger							.210" ring
L-84	6	3/16	1-3/8	1	2	Leland	X						
BBO-019	1	5mm	8mm	11/16	1-1/2	Bosch			X				1/8" quick connect
BP5011T01	1	7/32	5/8	15/16	1-1/8	Baldor			X		X		3/16" quick connect
BSK-340	5	1/4	1/4	11/16	1-1/8	Skil			X				1/8" flag quick connect
BMW-710	2	1/4	5/16	9/16	1-1/8	Milwaukee							3/16" flag quick connect
B-128	3	1/4	1/2	7/8	1-1/4	Rigid 600			X				slot
1170	1	1/4	1/2	1	2-3/4								slot
L-85	2	1/4	5/8	1	2-3/4	Leland							.190" ring
G-275	1	1/4	3/4	1-1/4	3-1/4	General Electric				X	X		slot
YP00417	8	1/4	3/4	1	3-1/4	Pacific Scientific		red top	X				slot
L-93	6	1/4	1-3/8	1	3	Leland	X			X	X		.215" ring
BSK-537	3	9/32	5/8	15/16	1-1/2	Skil							.190" ring
B-105	3	.290	7/8	1-1/16	1-1/2	YP00356	X		X				3/16" 90 degree quick connect
YP00373	9	.290	7/8	7/8	1-3/8	Pacific Scientific	X		X				3/16" 90 degree quick connect
B-107	4	.290	7/8	15/16	1-5/8	YP00357	X		X				.275" I.D. slot
YP00351	9	.290	7/8	7/8	1-5/8	Pacific Scientific	X		X				slot
BPC-873	1	5/16	1/2	1	2	Porter Cable							.150" ring terminal
BP5004A01	7	5/16	5/8	1-1/4	3-5/8	Baldor	X	metal		X			slot
BP5004C01	7	5/16	5/8	1-1/4	3-5/8	Baldor	X	metal	X	X			slot
L-87	2	5/16	5/8	1-1/4	3	Leland	X						.190" ring

** shunt length includes terminal

RPM Électrique

Brushes - Top Shunts



RPM #	Fig.	Thick.	Width	Length	Shunt Length **	Reference	Insulated Shunt	Power Pad	Graphite	Split	Top Bevel	Bottom Bevel	Terminal
BPS002A02	5	5/16	3/4	1-1/4	4	Baldor	X	metal			X		slot
YP00501	7	5/16	7/8	1-1/4	2-1/4	Pacific Scientific		red top				X	1/4" 90 degree quick connect
YP00493	8	5/16	7/8	1-1/4	2-1/8	Pacific Scientific	X		X				90 degree slot
LB-5	8	5/16	7/8	1-1/4	2	Leeson			X				slot
B-106	8	5/16	1-1/4	1-1/2	3-1/4	Pacific Scientific			X				slot
BP5002A03	5	5/16	7/8	1-1/4	3-7/8	Baldor	X	metal			X		slot
BP5002C03	5	5/16	7/8	1-1/4	3-7/8	Baldor	X	metal			X		slot
YP00435	8	5/16	1-1/4	1-1/4	3-1/4	YP00435			X				90 degree slot
B-111	1	21/64	7/16	1	2-1/4	G.S. Motors			X				3/16" quick connect
411683-22A	11	9MM	24MM	1-3/16	2-3/8	Reliance	X						slot
418053-1A	3	3/8	3/4	1	2-1/4	Reliance	X				X		slot
L-65	2	3/8	3/4	1-1/8	2-3/4	Leland							ring
221081-04	9	3/8	3/4	1-1/8	2-1/2	Indiana General	X				X		slot
13-377594	6	3/8	3/4	1-1/8	4-1/4		X	red top		X			slot
10-377522	3	3/8	3/4	1-1/4	2-1/2	Reliance	X	red top		X	X		slot
404844-AU	6	3/8	3/4	1-1/2	3-3/4	Leeson	X			X	X		slot
LB-3	10	3/8	.780	13/16	2-7/8		X						1/4" quick connect
B-132	11	3/8	13/16	1-1/8	2-1/4	Imperial 36 & 48V	X						slot
56-378161	7	3/8	13/16	13/16	3-1/4		X						.210" ring
BPS125A01	4	3/8	7/8	1-1/2	2-7/8	Baldor	X					X	slot
BP5001C01	4	3/8	7/8	1-1/2	2-7/8	Baldor	X					X	slot
BP5002A01	5	3/8	7/8	1-1/4	3-7/8	Baldor	X	metal			X		slot
BP5002E01	5	3/8	7/8	1-1/4	3-7/8	Baldor	X	metal			X		slot
G-358	2	3/8	7/8	1-3/8	3-3/8	General Electric	X				X		ring

** Shunt length includes terminal

Brushes - Top Shunts



RPM #	Fig.	Thick.	Width	Length	Shunt Length**	Reference	Insulated Shunt	Power Pad	Graphite	Split	Top Bevel	Bottom Bevel	Terminal
210782-01	1	3/8	1	1-1/8	2-3/4	Magnetek	X				X		slot
BP18044-4	6	3/8	1	1-1/4	2-1/2	Baldor					X	X	slot
GEB-3050	1	3/8	1	1-1/4	3	General Electric					X	X	slot
419904-1BX	1	3/8	1	1-1/4	3-3/4	Reliance	X						slot
221081-10	1	3/8	1	1-1/2	2-1/2	Indiana General			X		X	X	slot
404844-AT	4	3/8	1-1/4	1-1/2	3-3/4	Reliance		red top		X	X	X	slot
B-119	4	3/8	1-1/4	1-5/8	3-7/8	Reliance		red top	X	X	X	X	slot
L-90	1	3/8	1-3/8	1-1/8	2-1/2	Leland					X	X	.210" ring
411683-18A	2	10MM	16MM	1-1/4	2	Reliance	X						slot
411683-18C	2	10MM	16MM	1-1/4	2	Reliance	X		X				slot
419904-50A	9	10mm	20mm	1	2-1/4	Reliance				X			slot
419904-51AB	9	10mm	20mm	1-1/4	3-3/4	Reliance	X	red top		X			slot
419904-51AD	4	10mm	25mm	1-1/4	4	Reliance	X	red top		X			slot
BP5002A04	3	7/16	3/4	1-1/4	3-7/8	Baldor	X	metal			X		slot
BP5002E04	3	7/16	3/4	1-1/4	3-7/8	Baldor	X	metal	X		X		slot
3141-BT	8	7/16	7/8	1-7/8	3-1/4	Reliance					X	X	slot
BP5031A01	7	7/16	1-1/4	1-3/8	2-7/8	Baldor	X						90 degree slot
BP5027A01	7	7/16	1.850	1-3/8	2-7/8	Baldor	X						90 degree slot
419904-51AF	10	.485	1.255	1-1/4	3-3/4	Reliance	X	red top		X			slot
G-359	5	1/2	1	1-3/4	5	General Electric							slot
B-122	10	1/2	1-1/4	1-3/8	4	Reliance	X	red top		X	X	X	slot
3141-WN	4	1/2	1-5/8	2-1/4	5-1/4	Reliance		red top		X	X	X	slot

**shunt length includes terminal

Brushes - Top Shunts

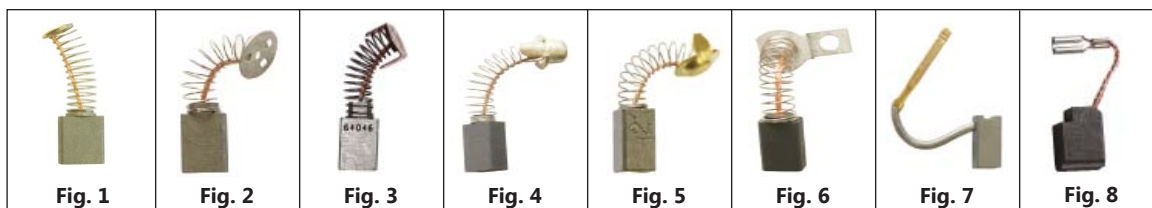
RPM #	Fig.	Thick.	Width	Length	Shunt Length **	Reference	Insulated Shunt	Power Pad	Graphite	Split	Top Bevel	Bottom Bevel	Terminal
GEB-3040	1	5/8	1/2	2	2-1/2	General Electric		metal	X	X	X	X	slot
GEB-3020	1	5/8	7/8	1-1/2	2-1/2	General Electric		metal	X	X	X	X	slot
GEB-3070	3	5/8	1-1/4	2	4-7/8	General Electric		metal	X	X	X	X	slot
BP360243	2	5/8	1-1/4	2	4	Baldor		metal	X	X	X	X	slot
419904-52AF	3	5/8	1-1/4	1-9/16	4-3/8	Reliance		red top	X	X	X	X	slot
B153922	2	5/8	1-1/4	1-7/8	4-3/4	U.S. Motors	X	red top	X	X	X	X	slot
419904-4AV	3	5/8	1-5/8	1-9/16	4-1/2	Reliance	X	red top	X	X	X	X	slot
419904-52AB	3	5/8	1-9/16	1-9/16	4-5/16	Reliance	X	red top	X	X	X	X	slot
B153902	4	3/4	7/8	1-9/16	3-1/2	Emerson / U.S.	X	red top	X	X	X	X	slot
GEB-3060	4	3/4	1-1/4	1-3/4	4	General Electric		red top	X	X	X	X	slot
GEB-3085	4	3/4	1-1/4	2	3-3/4	General Electric		metal	X	X	X	X	slot
11-751212	5	3/4	1-1/4	2-1/2	4	Westinghouse		metal	X	X	X	X	slot
BP40019-3	3	3/4	1-1/2	2-3/4	4-1/4	Baldor		metal	X	X	X	X	slot
GEB-3125	3	3/4	1-1/2	2-7/8	4	General Electric		metal	X	X	X	X	slot
BP50034-2	3	7/8	1-1/2	2-7/8	4-1/2	Baldor		metal	X	X	X	X	slot
GEB-3080	3	7/8	1-1/2	3	5-1/2	General Electric		red top	X	X	X	X	slot
B153682	3	7/8	1-1/2	3-1/8	5-3/4	Emerson / U.S.		red top	X	X	X	X	slot
3141-WL	3	7/8	1-5/8	2-5/8	5-1/2	Reliance		red top	X	X	X	X	slot
GEB-3015	4	1	1-1/4	2-1/2	4-1/2	General Electric		red top	X	X	X	X	slot
GEB-3115	3	1	1-1/2	3-1/8	5-1/2	General Electric		red top	X	X	X	X	slot

**shunt length includes terminal



Brushes

Black & Decker



RPM #	Fig.	Thick.	Width	Length	Spring Length	Spring Dia.	Cap Dia.	Ref #
* BBD-371	7	6mm	7mm	1/2				445861-03
BMW-100	1	7/32	.275	5/8	1	.260	.260	26201 / 22180100
BBD-209	1	7/32	1/2	7/8	1-7/8	.370	.360	6053
BBD-122	1	1/4	5/16	5/8	1-3/8	.238	.250	7506, 19890
BBD-81281	8	1/4	3/8	1/2				650916-01, 1/8" q.c.
BBD-743	6	1/4	3/8	5/8	7/8	.210	.535	131743-00
* BBD-535	1	1/4	3/8	5/8	1	.210	.305	50945-00, 32876
* BBD-814	5	1/4	3/8	5/8	7/8	.330	.455	400813-00, 400814-00
BBD-123	1	1/4	3/8	3/4	1-5/8	.295	.310	6585
* BBD-3232	2	1/4	1/2	3/4	1	.370	.655	145323-02
* BBD-978	3	1/4	1/2	3/4	1-1/4	.365	.554	449978-00
BBD-368	4	1/4	1/2	3/4	1-3/4	.320	.550 & .393	49734-00
BSK-773	3	1/4	3/8	3/4	1	.290	.493	66317-00 / 61773
BBD-374	2	.276	.410	1/2	1	.330	.665	450374-00, 450374-02
@BBD-219	3	3/8	1/2	7/8	1-1/4	.425	.605	131602-00

* = Graphite

@ = Split

Bosch



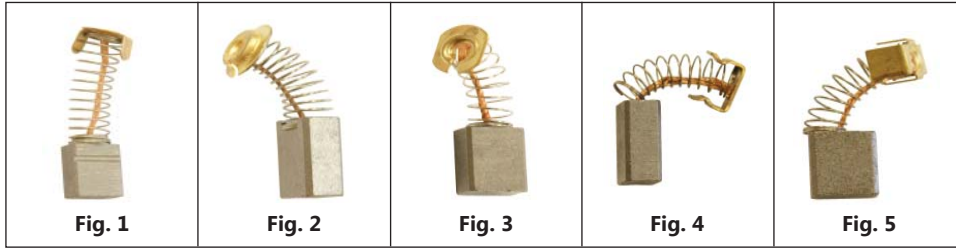
RPM #	Fig.	Thick. mm	Width mm	Length	Spring Length	Spring Dia.	Cap Dia.	Ref #
BBO-023	4	5	8	5/8				2-604-320-908, 910
BBO-004	1	5	8	5/8	5/8	.230	.240	1-607-014-117
BBO-501	2	6.25	9.25	5/8	7/8	.320	.435	3-607-014-501
BBO-008	7	6.25	12.5	3/4				1-617-014-110
@BBO-038	2	6.25	14	5/8	1	.420	.710	3-607-014-507
* BBO-025	5	6.25	16	7/8				1-607-014-130
BBO-002	6	6.25	16	7/8	1-1/4			1-617-014-113
BBO-019	3	5	8	3/4				1-607-014-128

* = Graphite

@ = Split

Brushes

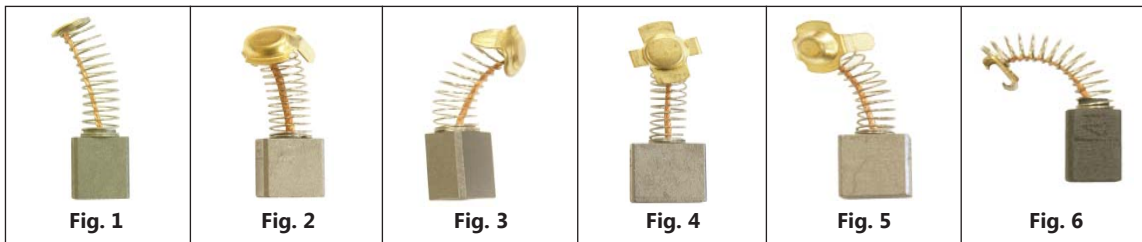
Makita



RPM #	Fig.	Thick. mm	Width mm	Length mm	Spring Length	Spring Dia.	Cap Dia.	Ref #
*BMA-14	1	5	8	10	16	6	9	
*BMA-70	4	5	8	11	13	5	7	643069-7
*BMA-50	1	5	8	12	19	6	9	643050-8
*BMA-55	5	5	8	12.7	19	5	7.5	191956-9
*BMA-408	3	6	9	12	16	7	10	
*BMA-124	1	6	10	14	25	8	11	191945-4
*BMA-154	1	6.5	13.5	16	25	8	14	181047-4
*BMA-250	2	7	11	19	19	8.5	14	
BMA-200	1	7	18	16	22	9.5	18	

* = Graphite

Hitachi



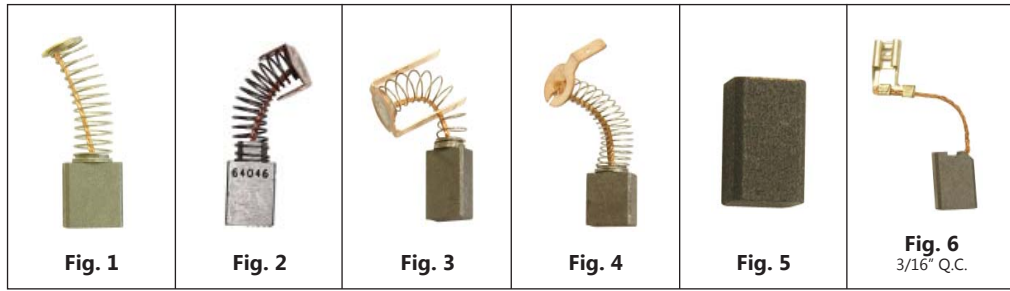
RPM #	Fig.	Thick. mm	Width mm	Length mm	Spring Length	Spring Dia.	Cap Dia.	Ref #
* BHT-011	3	6	6.5	12	13	5.5	9	999011
* BHT-021	3	6.50	7.5	12	19	5.5	9.5	999021
BHT-041	6	6.50	7.5	13	19	5.5		999041
BHT-010	1	6.25	11	16	28	7.5	8	999010
* BHT-038	5	7	13	17	28	7.5	14.5	999038
* BHT-044	4	7	17	17	28	8.5	18	999044
*@BHT-044A	4	7	17	17	28	8.5	18	999081Z
* BHT-043	2	7	11	17	25	7.5	14	999043

* = Graphite

@ = Auto Cut-Off

Brushes


Milwaukee



RPM #	Fig.	Thick.	Width	Length	Spring Length	Spring Dia.	Cap Dia.	Ref #
BMW-100	1	7/32	9/32	9/16	15/16	.265	.265	22-18-0100
* BPC-842	1	1/4	1/4	7/16	3/4	.200	.215	22-18-0155
BMW-275	5	1/4	5/16	1/2				22-16-0275
BMW-710	6	1/4	5/16	9/16				22-18-0710
BMW-170	1	1/4	3/8	9/16	1-1/8	.275	.340	22-18-0170
BMW-390	2	1/4	3/8	9/16	3/4	.270	.400	22-18-0390
BMW-450	2	1/4	7/16	1/2	3/4	.330	.500	22-18-0450
* BPC-76	2	1/4	7/16	3/4	1-1/4	.285	.500	22-18-0110
BMW-680	3	1/4	7/16	5/8	1	.310	.500	22-18-0670, 0680
BMW-260	1	1/4	7/16	3/4	1-1/4	.325	.340	22-18-0260
BMW-055	1	1/4	9/16	3/4	1-1/4	.370	.330	22-18-0055
BMW-550	2	1/4	.560	5/8	1	.370	.550	22-18-0550
@ BMW-730	2	1/4	.560	3/4	1-1/4	.360	.605	22-18-0730
@ BMW-330	2	9/32	13/32	5/8	1-3/8	.325	.455	22-18-0330

* = Graphite
@ = Split

Ryobi

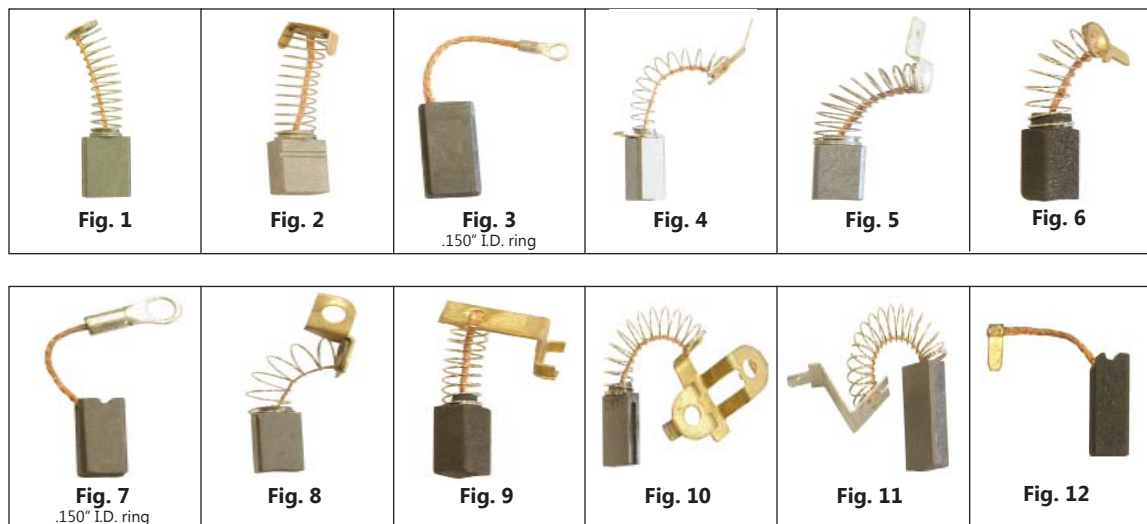


RPM #	Fig.	Thick. mm	Width mm	Length mm	Spring Length	Spring Dia.	Cap Dia.
BRY-066	6	5	8	11	19	6	
BRY-065	5	5	8	13	16	6	
BRY-071	3	6	6.5	10			
BRY-062	1	6	6.5	10	16	5.5	6.5
BRY-061	4	6	8	13			
* BRY-078	2	6	9	14.5	22	7	11
BRY-069	2	6.5	13.5	17	28	9	14
BRY-068	2	6.5	16	16	25	9.5	15.5

* = Graphite

Brushes

Porter Cable

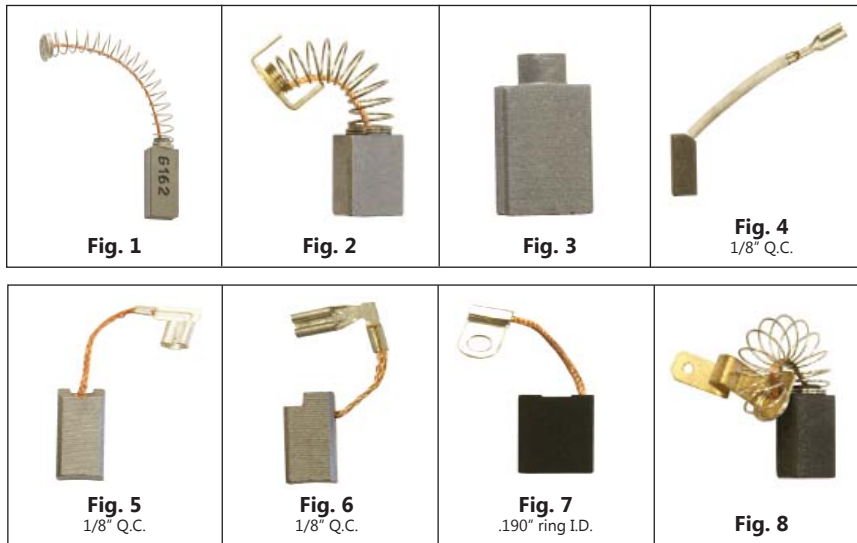


RPM #	Fig.	Thick.	Width	Length	Spring Length	Spring Dia.	Cap Dia.	Ref #
* BPC-289	10	3/16	7/16	5/8	1	.325		689668
* BPC-842	1	1/4	1/4	7/16	3/4	.200	.215	850842
* BPC-345	5	1/4	1/4	7/16	3/4	.235	.235	876345
* BPC-173	1	1/4	1/4	9/16	1	.220	.280	876345, 802173
* BPC-734	8	1/4	1/4	7/16	5/8	.245	.235	869734
BPC-764	6	1/4	1/4	1/2	3/4	.255	.300	693764
BPC-741	7	1/4	1/4	1/2				690741
* BPC-866	4	1/4	1/4	1/2				868866
BPC-96	12	1/4	1/4	5/8				1250896
BPC-785	9	1/4	.295	1/2	3/4	.240		875785
BPC-838	1	1/4	3/8	3/4	1-3/8	.290	.425	800838
* BPC-76	2	1/4	7/16	3/4	1-1/4	.285	.500	874076, 824216
* BPC-668	11	1/4	7/16	3/4	1	.300		689668
* BPC-266	2	1/4	1/2	3/4	7/8	.340	.550	878266
BPC-873	3	5/16	1/2	1				698873
BPC-25	2	.390	.490	3/4	1	.390	.675	1258025

* = Graphite

Brushes

Skil



RPM #	Fig.	Thick.	Width	Length	Spring Length	Spring Dia.	Cap Dia.	Ref #
BSK-171	3	3/16	1/4	3/8				20171
BSK-568	4	.234	.266	1/4				350568
BSK-524	3	1/4	1/4	3/8				27553
BSK-845	1	1/4	1/2	3/4	1-1/2	.300	.310	1845
* BSK-931	6	1/4	1/4	9/16				353931
* BSK-340	5	1/4	1/4	5/8				410340
BSK-347	8	1/4	11/32	1/2	1/2	.300		37705 / 67705
BSK-973	2	1/4	3/8	1/2	7/8	.330	.430	23973
BSK-365	3	1/4	3/8	1/2				29365
BSK-773	2	1/4	3/8	5/8	1	.290	.500	61773
BMW-450	2	1/4	7/16	1/2	3/4	.320	.500	22180450
BHT-010	2	1/4	7/16	5/8	1	.295	.315	4858
BSK-963	2	1/4	7/16	5/8	1	.325	.510	
BSK-173	3	1/4	7/16	9/16				326173
BBD-978	2	1/4	1/2	3/4	1-1/4	.365	.554	320391
BSK-537	7	9/32	5/8	15/16				316537
BSK-104	2	.315	.630	11/16	13/16	.350	.585	351104

* = Graphite

Brushes

Brushes for Lamb Vacuum Motors



LABH-31 1/4 x 7/16" graphite

LABH-32 5/16 x 7/16" graphite


LABH-36 5/16 x 7/16" (36Volt) Graphite



LABH-14 1/4 x 7/16" graphite



LABH-33 5/16 x 9/16" (split) graphite



LAB-1 1/4 x 3/8" graphite

Armatures



armature shown is 215330 from 115330 motor
please specify model # from motor when ordering

Brushes for G.S. Vacuum Motors



B-104 1/4 x 7/16" graphite



B-111
.325 x 7/16", graphite
c/w 3/16" quick connect



B-114
1/4 x .550", graphite, c/w 3/16" quick connect



LABH-33474 1/4 x 7/16" graphite
metal casing : .400 x 1/2 x 1-11/16" long

LABH-334902 5/16 x 7/16" graphite
metal casing : 7/16 x 1/2 x 1-11/16" long

LABH-5051 5/16 x 7/16" graphite
metal casing : 7/16 x 1/2 x 1-15/16" long

Domel



B-125
1/4 x 7/16", graphite

Brushes

BPK-2

Shaft Grounding brush holder assembly



Eliminate shaft voltages & damaging currents
Compact design 3/4" x 3/4", Brush size 1/8" x 3/16"
Slotted holes for easy installation
1 unit required for shaft size up to 50mm diameter
2 units required for shaft size up to 100mm diameter

BPK-4

Shaft Grounding brush holder assembly



Eliminate shaft voltages & damaging currents
1-1/2" x 1-3/8" x 1/2", Brush size 1/4" x 3/8"
1 unit required for shaft size up to 100mm diameter
2 units required for shaft size up to 200mm diameter

External Threads (plastic threads, metal lined)



RPM #	THREAD SIZE	OVERALL LENGTH	CAP DIA.
BCAP-229	3/4-27	1/4	3/4

External Threads (all plastic)



RPM #	Thread Size	Overall Length	Cap Dia.
BCAP-208	3/8-24	3/16	3/8
BCAP-220	1/2-27	7/32	1/2
BCAP-242	5/8-27	1/4	5/8
BCAP-248	3/4-27	7/32	3/4
BCAP-249	7/8-27	7/32	7/8

External Threads (metal threads)



RPM #	Thread Size	Overall Length	Cap Dia.
BCAP-212	7/16-27	7/16	19/32
BCAP-218	31/64-32	1/2	5/8
BCAP-225	5/8-32	7/16	.809

Internal Threads (all plastic)



RPM #	Thread Size	Overall Length	Cap Dia.
BCAP-227	5/8-18	15/32	3/4
BCAP-228	11/16-18	7/16	13/16
BCAP-1493	15/16-20	1/2	1-1/16
BCAP-150	26mm I.D.	7/16	1-1/4

External Threads (plastci threads)



RPM #	Thread O.D.	Overall Length	Cap Dia.
BP4519	1/2	3/8	3/4
BOC-10	30mm	11mm	35mm
BOC-11	30mm	8.5mm	35mm

Brushes - Maintenance

Brush Seaters

Gentle acting abrasives are used for seating carbon brushes and cleaning commutator and slip rings.



brush seaters are sold in full box quantities

RPM #	Size	Grade	Qty/Box *
BS-001	1/4 X 1/4 X 4-3/4"	medium	6
BS-002	1/2 X 1/4 X 4-3/4"	medium	4
BS-003	3/8 X 3/8 X 4-3/4"	medium	4
BS-004	1/2 X 3/8 X 4-3/4"	medium	2
BS-005	1/2 X 1/2 X 4-3/4"	medium	2
BS-006	5/8 X 1/2 X 4-3/4"	medium	4
BS-007	3/4 X 1/2 X 4-3/4"	medium	4
BS-008	1-1/8 X 5/8 X 4-3/4"	medium	4

Brush Seater Holder

(non-conductive)



RPM #	Size
1BSH	1/4 X 1/4 X 5"
2BSH	1/4 X 1/2 X 5"
3BSH	3/8 X 3/8 X 5"
4BSH	1/2 X 1/2 X 5"
5BSH	1/2 X 5/8 X 5"
6BSH	1/2 X 3/4 X 5"

Flexible Files

These flexible files are made of hard abrasive materials pressed into a flexible core. This enables you to bend or twist these tools any way you like to reach curved surfaces and otherwise hard-to-reach areas. Because they are non-conductive, these special files are popular for dressing automotive, electrical and electronic contacts. You'll find many other varied uses for these flexible files: sharpening, polishing, rust removal, deburring and grinding all types of metal, glass and plastics. They're waterproof and oilproof.



RPM #	Size	Grade
FF-1044	3/8 x 4-3/4 x .025"	120-medium
FF-3004	3/8 x 4-3/4 x .040"	180-Fine
FF-3044	1/2 x 4-3/4" x .040"	120-medium
FF-3045	1/2 x 4-3/4 x .040"	180-fine

Commutator Resurfacers

Non-conductive and safe to use on motors up to 440V.

Coarse - for fast cutting

Medium - general use, high mica, small ridges & burns

Finish - for cleaning and final application



5/8 x 3/8 x 6" long

RPM #	Grade
PTR-075C	coarse
PTR-075M	medium
PTR-075F	finish

Brushes - Maintenance

Resurfacers



SM-034

Diamond D Resurfacer

Stones are replaceable, handle is flexible and can be bent to a particular shape by running under warm water. Comes complete with 2 stones: 1 polish grade & 1 finish grade. 10-1/2" long.



SM-033

Ideal Resurfacer (Smoothie)

Stones are fixed in place and are not replaceable. Complete with 2 stones: 1 polish & finish grade. 9-1/2" long.

5061A



commutator paper
1" x 25 yards

UCLOTH-1X50



3M utility cloth P120 grade
1" x 50 yards

Replacement Stones for Diamond D Resurfacer



RPM #	Grade	Colour
SM-2002	coarse	red
SM-2003	medium	yellow
SM-2004	finish	green
SM-2005	extra finish	black
SM-2006	FH	white

RUBRITE FLEXIBLE ABRASIVES

This is the material you want for burnishing and polishing commutators. Rubrite will not remove any additional metal, but will effectively remove oil, dirt or grease. It is also the perfect choice for removing excessive brush films, as well as for polishing, cleaning or removing rust from metals. There is only one grade available.



RPM #	Size
RU-6251	3/8 X 1/2 X 5"
RU-6253	3/8 X 3/4 X 5"
RU-6259	5/8 X 1 X 5"
RU-6268	1 X 4 X 5"
RU-6271	1/8 X 1 X 5"

Capacitor - Run - Oval

RPM #	mfd	Voltage	Can Size (Length x Width x Thick.)		
RC2-370	2	370	1-1/2	2-1/16	1-1/4
RC2-440	2	440	2-1/8	2-1/16	1-1/4
RC2-660	2	660	2-1/8	2-1/16	1-1/4
RC3-370	3	370	1-1/2	2-1/16	1-1/4
RC3-440	3	440	2-3/8	2-1/16	1-1/4
RC3-660	3	660	2-3/8	2-1/16	1-1/4
RC4-370	4	370	1-1/2	2-1/16	1-1/4
RC4-440	4	440	1-5/8	2-1/16	1-1/4
RC4-660	4	660	3-1/2	2-1/16	1-1/4
RC5-370	5	370	1-1/2	2-1/16	1-1/4
RC5-440	5	440	2-3/8	2-1/16	1-1/4
RC5-660	5	660	3-1/2	2-1/16	1-1/4
RC6-370	6	370	1-1/2	2-1/16	1-1/4
RC6-440	6	440	2-5/8	2-1/16	1-1/4
RC6-660	6	660	3-3/4	2-1/16	1-1/4
RC7-370	7.5	370	2-3/8	2-1/16	1-1/4
RC7-440	7.5	440	2-3/4	2-1/16	1-1/4
RC8-660	8	660	3-7/8	2-1/16	1-1/4
RC10-370	10	370	2-3/4	2-1/16	1-1/4
RC10-440	10	440	3-3/8	2-1/16	1-1/4
RC10-660	10	660	3-7/8	2-1/16	1-1/4
RC12-370	12.5	370	3	2-1/16	1-1/4
RC12-440X	12.5	440	3-1/4	2-1/16	1-1/4
RC12-660	12	660	4-5/8	2-1/16	1-1/4
RC15-370	15	370	3-3/8	2-1/16	1-1/4
RC15-440	15	440	2-5/8	2-3/4	1-3/4
RC15-660	15	660	3-3/4	2-3/4	1-3/4
RC17-370	17.5	370	3-3/4	2-1/16	1-1/4
RC17-440	17.5	440	2-5/8	2-3/4	1-3/4
RC18-660	18	660	4-3/4	2-3/4	1-3/4
RC20-370	20	370	2-5/8	2-3/4	1-3/4
RC20-370X	20	370	3-7/8	2-1/16	1-1/4
RC20-440	20	440	2-5/8	2-3/4	1-3/4
RC20-660	20	660	3-3/4	2-3/4	1-3/4
RC25-370	25	370	2-5/8	2-3/4	1-3/4
RC25-370X	25	370	4-11/16	2-1/16	1-1/4
RC25-440	25	440	3	2-3/4	1-3/4
RC25-480	25	480	4-1/8	2-3/4	1-3/4
RC25-660	25	660	3-3/4	3-1/2	1-7/8
RC30-240	30	240	3	2-1/16	1-1/4
RC30-370	30	370	3	2-3/4	1-3/4
RC30-440	30	440	3-3/4	2-3/4	1-3/4
RC30-660	30	660	4-3/4	3-1/2	1-7/8
RC35-240	35	240	3-3/4	2-1/16	1-1/4
RC35-370	35	370	3-3/4	2-3/4	1-3/4
RC35-440	35	440	3-3/4	2-3/4	1-3/4
RC40-370	40	370	3-3/8	2-3/4	1-3/4
RC40-440	40	440	4-3/4	2-3/4	1-3/4
RC40-660	40	660	4-3/4	3-5/8	2
RC45-370	45	370	3-3/4	2-3/4	1-3/4
RC45-440	45	440	3-3/4	3-1/2	1-7/8
RC50-370	50	370	3-3/4	2-3/4	1-3/4
RC50-440	50	440	3-3/4	3-1/2	1-7/8
RC50-660	50	660	5-1/8	3-9/16	1-7/8
RC55-440	55	440	4-3/4	3-1/2	1-7/8
RC60-370	60	370	4-3/4	2-3/4	1-3/4
RC60-440	60	440	3-3/4	3-1/2	1-3/4

to increase voltage rating, connect capacitors in series
to increase mfd, connect in parallel
made by CSC in Mexico



Oval

Capacitor - Run - Round



Type A, Metal
1/4" quick connects



Type B, Plastic
lead wires



Type D, Plastic
1/4" quick connects



Type E, Plastic
cable



Type F, Metal
1/4" quick connects



Type G, Plastic
lead wires

RPM #	Voltage	mfd	Length	Diameter	Type
RCR3-660	660	3	2-9/16	1-9/16	A
RCR4-370	370	4	2-5/8	1-3/4	A
RCR5-370	370	5	2	1-3/4	A
RCR5-440	440	5	2-3/4	1-3/4	A
RCR5-440X	440	5	2-3/16	1-3/4	A
RCR6-370	370	6	2-3/8	1-5/8	A
RCR6-440	440	6	2	2	A
RCR7-370	370	7.5	2-5/8	1-3/4	A
RCR7-440	440	7.5	2-3/4	1-9/16	A
RCR7-475	475	7	55mm	32mm	D
RCR10-370	370	10	2-5/8	1-3/4	A
RCR10-370X	370	10	2-3/4	1-9/16	A
RCR10-440	440	10	2-3/8	1-3/4	A
RCR10-660	660	10	4	1-9/16	A
RCR12-370	370	12.5	2-5/8	1-3/4	A
RCR12-440	440	12.5	2-5/8	1-3/4	A
RCR15-370	370	15	2-5/8	1-3/4	A
RCR15-400W	400	15	73mm	35mm	D
RCR15-440	440	15	2-7/8	1-3/4	A
RCR15-660	660	15	4	1-3/4	A
RCR16-250L	250	16	52mm	30mm	B
RCR16-450	450	16	65mm	45mm	B
RCR16-450L	450	16	74mm	37mm	B
RCR17-370	370	17.5	2-5/8	1-3/4	A
RCR17-440	440	17.5	2-5/8	1-3/4	A
RCR18-250L	250	18	70mm	36mm	B
RCR20-220L	220	20	53mm	30mm	B
RCR20-240QC	240	20	36mm	71mm	D
RCR20-370	370	20	2-5/8	1-3/4	A
RCR20-440	440	20	3	1-3/4	A
RCR20-440W	440	20	74mm	40mm	D
RCR20-450L	450	20	74mm	40mm	E
RCR20-660	660	20	5	2	A
RCR22-370	370	22.5	2-5/8	1-3/4	A
RCR25-240L	240	25	60mm	32mm	G
RCR25-250L	250	25	52mm	35mm	B
RCR25-250QC	250	25	73mm	41mm	D
RCR25-370	370	25	2-3/4	1-3/4	A
RCR25-440	440	25	3-3/4	1-3/4	A
RCR25-450L	450	25	72mm	44mm	E
RCR25-660	660	25	4	2-3/16	A
RCR30-240L	240	30	60mm	35mm	G
RCR30-370	370	30	3-3/8	1-3/4	A
RCR30-370X	370	30	3	1-3/4	A
RCR30-400W	400	30	93mm	41mm	D
RCR30-440	440	30	4	1-3/4	A
RCR30-450L	450	30	93mm	45mm	E
RCR30-660	660	30	4	2-3/8	A

Capacitor - Run - Round



Type A, Metal
1/4" quick connects



Type B, Plastic
lead wires



Type C, Plastic
1/4" quick connects



Type D, Plastic
1/4" quick connects



Type E, Plastic
cable



Type F, Metal
1/4" quick connects



Type G, Plastic
wire leads

RPM #	Voltage	mfd	Length	Diameter	Type
RCR35-300X	300	35	3	2	A
RCR35-370	370	35	3-3/4	1-3/4	A
RCR35-440	440	35	3-3/4	2	A
RCR35-450L	450	35	92mm	45mm	E
RCR40-250	250	40	73mm	40mm	D
RCR40-370	370	40	3-3/8	2	A
RCR40-370X	370	40	4	1-3/4	A
RCR40-400W	400	40	93mm	45mm	D
RCR40-440	440	40	3-3/4	2	A
RCR45-250	250	45	91mm	40mm	F
RCR45-370	370	45	3-3/8	2	A
RCR45-400W	400	45	3-5/8	1-3/4	D
RCR45-440	440	45	3-3/4	2-1/2	A
RCR45-440X	440	45	4-3/4	2	A
RCR45-450L	450	45	120mm	45mm	E
RCR50-240	240	50	2-5/8	1-3/4	A
RCR50-370	370	50	3-3/4	2	A
RCR50-400W	400	50	3-5/8	1-3/4	D
RCR50-440	440	50	3-3/4	2-1/2	A
RCR50-440X	440	50	4-3/4	2	A
RCR55-370	370	55	3-3/4	2	A
RCR55-440	440	55	3-3/4	2-1/2	A
RCR60-250W	250	60	93mm	45mm	D
RCR60-370	370	60	3-3/4	2-1/2	A
RCR60-370X	370	60	3-3/4	2	A
RCR60-440	440	60	3-3/4	2-1/2	A
RCR60-450L	450	60	120mm	45mm	B
RCR65-240	240	65	3-3/4	1-3/4	A
RCR65-370	370	65	3-3/4	2-1/2	A
RCR70-250L	250	70	120mm	45mm	B
RCR70-370	370	70	3-3/4	2-1/2	A
RCR70-440	440	70	4-3/4	2-1/2	A
RCR75-450L	450	75	120mm	51mm	G
RCR80-250	250	80	92mm	51mm	D
RCR80-370	370	80	3-3/4	2-1/2	A
RCR80-370X	370	80	3-3/4	2	A
RCR80-440	440	80	4-3/4	2-1/2	A
RCR90-370	370	90	3-3/4	2-1/2	A
RCR90-440	440	90	4-3/4	2-1/2	A
RCR90-440W	400	90	6-1/4	2-3/8	F
RCR100-250	250	100	120mm	51mm	E
RCR100-370	370	100	4-3/4	2-1/2	A
RCR120-250	250	120	120mm	55mm	D
RCR132-250	250	132	120mm	55mm	B

Capacitor - Run - Dual mfd



Oval



Round

RPM #	mfd	Voltage	Can Size (Length x Width x Thick.)		
RC15-3-370	15 / 3	370	2-7/8	2-3/4	1-3/4
RC15-4-440	15 / 4	440	4	2-3/4	1-3/4
RC15-5-370	15 / 5	370	2-7/8	2-3/4	1-3/4
RC15-10-370	15 / 10	370	3	2-3/4	1-3/4
RC17-5-370	17.5 / 5	370	3	2-3/4	1-3/4
RC20-5-370	20 / 5	370	4	2-3/4	1-3/4
RC20-15-370	20 / 15	370	4	2-3/4	1-3/4
RC20-15-440	20 / 15	440	4	2-3/4	1-3/4
RC25-4-370	25 / 4	370	4	2-3/4	1-3/4
RC25-5-370	25 / 5	370	4	2-3/4	1-3/4
RC25-5-440	25 / 5	440	4-1/4	2-3/4	1-3/4
RC25-7-370	25 / 7.5	370	4-1/4	2-3/4	1-3/4
RC25-10-370	25 / 10	370	4-1/4	2-3/4	1-3/4
RC30-5-370	30 / 5	370	4-1/4	2-3/4	1-3/4
RC30-5-440	30 / 5	440	4-1/4	2-3/4	1-3/4
RC35-5-370	35 / 5	370	4-1/4	2-3/4	1-3/4
RC35-5-440	35 / 5	440	4-1/4	2-3/4	1-3/4
RC35-7-370	35 / 7.5	370	3-3/4	2-3/4	1-3/4
RC35-10-370	35 / 10	370	4-3/4	2-3/4	1-3/4
RC40-5-370	40 / 5	370	4-3/4	2-3/4	1-3/4
RC40-5-440	40 / 5	440	4-3/4	2-3/4	1-3/4
RC40-10-370	40 / 10	370	4-3/4	2-3/4	1-3/4
RC45-5-440	40 / 5	440	4-3/4	2-3/4	1-3/4
RC45-7-440	45 / 7	440	4-3/4	2-3/4	1-3/4
RC45-10-370	45 / 10	370	4-3/4	2-3/4	1-3/4

* other sizes readily available, dimensions may vary

RPM #	Voltage	mfd	Can Size (Diameter x Length)	
RCR25-3-370	370	25 / 3	2	4-1/8
RCR25-4-370	370	25 / 4	2	4-1/8
RCR25-5-370	370	25 / 5	2	4-1/8
RCR25-5-440	440	25 / 5	2	4-1/8
RCR25-7-440	440	25 / 7.5	2	4-1/8
RCR30-3-370	370	30 / 3	2	4-1/8
RCR30-4-370	370	30 / 4	2	4-1/8
RCR30-5-370	370	30 / 5	2	4-1/8
RCR30-5-440	440	30 / 5	2	4-1/8
RCR30-7-370	370	30 / 7.5	2	4-1/8
RCR30-7-440	440	30 / 7.5	2	4-1/8
RCR30-10-370	370	30 / 10	2	4-1/8
RCR35-3-370	370	35 / 3	2	4-1/8
RCR35-4-440	440	35 / 4	2	4-1/8
RCR35-5-370	370	35 / 5	2-3/8	4-1/8
RCR35-5-440	440	35 / 5	2-3/8	4-1/8
RCR35-10-370	370	35 / 10	2-3/8	4-1/8
RCR40-3-440	440	40 / 3	2-3/8	4-1/8
RCR40-5-370	370	40 / 5	2-3/8	4-1/8
RCR40-5-440	440	40 / 5	2-3/8	4-1/8
RCR40-7-370	370	40 / 7.5	2-3/8	4-1/8
RCR40-7-440	440	40 / 7.5	2-3/8	4-3/8
RCR45-3-370	370	45 / 3	2-3/8	4-3/8
RCR45-5-370	370	45 / 5	2-3/8	4-3/8
RCR45-5-440	440	45 / 5	2-3/8	4-3/8
RCR45-7-370	370	45 / 7.5	2-3/8	5
RCR45-7-440	440	45 / 7.5	2-3/8	4-3/8
RCR50-5-370	370	50 / 5	2-3/8	4-3/8
RCR50-5-440	440	50 / 5	2-3/8	4-3/4
RCR50-7-370	370	50 / 7.5	2-3/8	4-3/8
RCR50-7-440	440	50 / 7.5	2-3/8	4-3/4
RCR55-5-370	370	55 / 5	2-3/8	4-3/4
RCR55-5-440	440	55 / 5	2-3/4	4-3/4
RCR55-7-370	370	55 / 7.5	2-3/8	4-3/4
RCR60-5-370	370	60 / 5	2-3/8	5
RCR60-5-440	440	60 / 5	2-3/8	4-3/4
RCR60-7-370	370	60 / 7.5	2-3/8	5
RCR60-7-440	440	60 / 7.5	2-3/8	4-3/4
RCR60-10-440	440	60 / 10	2-3/8	4-3/4
RCR80-5-370	370	80 / 5	2-1/2	5-1/8
RCR80-7-370	370	80 / 7.5	2-1/2	5-1/8
RCR80-7-440	440	80 / 7.5	2-1/2	5-1/8
RCR80-10-370	370	80 / 10	2-1/2	5-1/8

* other sizes readily available, dimensions may vary

Capacitor - Run - Box Style



Type 1
quick connects
bottom/side mounting tab



Type 2
leads wires
bottom mounting tab



Type 3
quick connects
top mounting tab




Type 4
quick connects
no mounting tab



Type 5
lead wires
top mounting tab



Type 6
wire leads
no mounting tab



Type 7
quick connects
bottom mounting tab

RPM #	mfd	Voltage	Type	Thickness mm	Length mm	Height mm
RCX1-440L	1	440	2	13	37	24
RCX1-450	1	450	1	14	32	25
RCX1.5-400L	1.5	400	2	14	32	25
RCX1.5-450	1.5	450	1	20	46	26
RCX2-250L	2	250	2	14	32	22
RCX2-370P	2	370	3	18	37	28
RCX2-440L	2	440	2	17	38	30
RCX2-440P	2	440	3	18	37	28
RCX2-450	2	450	1	18	46	25
RCX2.5-450	2.5	450	1	19	46	26
RCX3-250Q	3	250	1	14	22	23
RCX3-370P	3	370	3	18	37	28
RCX3-440P	3	440	3	18	37	28
RCX3-440L	3	440	2	20	51	30
RCX3-450	3	450	1	18	46	25
RCX3.5-450	3.5	450	1	18	46	25
RCX4-370P	4	370	3	22	37	35
RCX4-370QT	4	370	1	25	39	36
RCX4-440P	4	440	3	22	37	35
RCX4-450L	4	450	5	20	50	30
RCX4-450	4	450	1	24	47	35
RCX4.5-450	4.5	450	1	24	47	35
RCX5-370P	5	370	3	22	37	35
RCX5-370QC	5	370	1	22	39	32
RCX5-440P	5	440	3	22	37	35
RCX5-450QC	5	450	1	22	51	32
RCX5-450	5	450	1	24	47	35
RCX6-370QC	6	370	1	23	51	32
RCX6-440L	6	440	2	25	52	36
RCX6-450	6	450	1	24	47	35
RCX7-250Q	7	250	1	16	39	26
RCX7-370	7	370	4	21	50	30
RCX7-370P	7.5	370	3	26	47	38
RCX7-440P	7.5	440	3	26	47	38
RCX7-450	7.5	450	1	24	59	38
RCX8-370P	8	370	3	26	47	38
RCX8-440P	8	440	3	26	47	38
RCX8-450	8	450	1	24	59	38

Capacitor - Run - Box Style



Type 1
quick connects
bottom/side mounting tab



Type 2
leads wires
bottom mounting tab



Type 3
quick connects
top mounting tab



Type 4
quick connects
no mounting tab



Type 5
lead wires
top mounting tab



Type 6
wire leads
no mounting tab



Type 7
quick connects
bottom mounting tab

RPM #	mfd	Voltage	Type	Thickness mm	Length mm	Height mm
RCX10-350	10	350	3	26	52	36
RCX10-370P	10	370	3	30	58	44
RCX10-440P	10	440	3	30	58	44
RCX10-450	10	450	1	24	59	38
RCX12-250L	12	250	2	23	52	33
RCX12-370P	12.5	370	3	30	58	44
RCX12-440P	12.5	440	3	30	58	44
RCX12-450L	12.5	450	2	36	59	46
RCX12-450	12.5	450	1	28	58	43
RCX135-240	13.5	240	1	25	52	35
RCX15-250L	15	250	2	25	51	36
RCX15-370P	15	370	3	30	58	44
RCX15-400L	15	400	2	35	59	45
RCX15-440P	15	440	3	30	58	44
RCX15-450	15	450	1	35	60	50
RCX16-250QC	16	250	1	25	51	36
RCX20-250	20	250	2	29	51	41
RCX20-250QC	20	250	1	31	51	41
RCX20-350L	20	350	2	35	58	45
RCX20-450	20	450	1	35	59	50
RCX25-250	25	250	2	35	58	38
RCX27.5-250L	27.5	250	5	30	51	41
RCX30-250QCX	30	250	1	24	58	37
RCX35-250L	35	250	2	30	51	40
RCX40-250L	40	250	2	35	58	45

Capacitor - Run With Stud

Run Capacitors With Threaded Bolt

RPM #	Fig.	MFD	Voltage	Case Size	
RB2-500	1	2	500	30mm	X 55mm
RBOLT2.5-500	1	2.5	500	28mm	X 55mm
RB3-500	1	3	500	30mm	X 55mm
RBOLT3.5-500QC	2	3.5	500	29mm	X 55mm
RB4-500	1	4	500	30mm	X 55mm
RBOLT4-500QC	2	4	500	30mm	X 55mm
RB5-500	1	5	500	30mm	X 55mm
RBOLT5-475QC	2	5	475	30mm	X 57mm
RB6-500	1	6	500	30mm	X 55mm
RBOLT6-500QC	2	6	500	32mm	X 55mm
RBOLT7-425QC	2	7	425	30mm	X 55mm
RBOLT7-500	1	7	500	36mm	X 57mm
RB8-500	1	8	500	35mm	X 57mm
RBOLT8-500QC	2	8	500	36mm	X 60mm
RBOLT10-425QC	2	10	425	30mm	X 55mm
RBOLT10-440QC	4	10	440	1.75"	X 3.125"
RB10-500	1	10	500	35mm	X 57mm
RBOLT10-475QC	2	10	475	36mm	X 59mm
RBOLT12-500	1	12	450	40mm	X 70mm
RBOLT12-500QC	2	12	450	40mm	X 70mm
RBOLT14-500QC	2	14	475	40mm	X 70mm
RB16-500	1	16	500	35mm	X 57mm
RB16-500QC	2	16	500	35mm	X 57mm
RBOLT18-475QC	2	18	475	40mm	X 70mm
RB20-500	1	20	500	40mm	X 70mm
RBOLT20-475QC	2	20	475	40mm	X 72mm
RB25-500	1	25	500	40mm	X 70mm
RBOLT25-475QC	2	25	475	40mm	X 94mm
RB30-500	1	30	500	40mm	X 70mm
RBOLT30-475QC	2	30	475	40mm	X 94mm
RBOLT31-475QC	2	31.5	475	45mm	X 94mm
RBOLT35-250	3	35	250	35mm	X 61mm
RB35-500	1	35	500	45mm	X 94mm
RBOLT35-250	1	35	250	35mm	X 61mm
RBOLT35-475QC	2	35	475	45mm	X 95mm
RBOLT40-250QC	2	40	250	40mm	X 94mm
RBOLT40-450QC	2	40	450	45mm	X 94mm
RB40-500	1	40	500	45mm	X 94mm
RBOLT40-475QC	2	40	475	45mm	X 95mm
RBOLT50-450	5	50	450	50mm	X 94mm
RBOLT50-475QC	2	50	475	50mm	X 120mm
RB50-500	1	50	500	50mm	X 118mm
RBOLT55-450QC	2	55	450	45mm	X 120mm
RB60-250QC	2	60	250	45mm	X 70mm
RB60-500	1	60	500	50mm	X 93mm
RB60-500QC	2	60	500	50mm	X 93mm
RBOLT70-450	1	70	450	50mm	X 120mm
RBOLT70-450QC	2	70	450	50mm	X 120mm
RBOLT80-250	1	80	250	45mm	X 120mm
RB80-450	1	80	450	50mm	X 93mm
RBOLT80-450QC	2	80	450	55mm	X 121mm
RBOLT90-450	1	90	450	55mm	X 121mm
RBOLT100-450	1	100	450	60mm	X 121mm
RBOLT100-450QC	2	100	450	60mm	X 121mm
RB120-500	5	120	500	50mm	X 93mm

case size does not include bolt...can sizes may vary, most made by Ducati



Fig. 1
cable, plastic can



Fig. 2
1/4" quick connects, plastic can



FIG. 3
lead wires, metal can



FIG. 4
1/4" quick connects, metal can



FIG. 5
lead wires, plastic can

Capacitor - Run

Dry Run Capacitors For HID Lighting



designed to operate in high temperature environments found in typical high-intensity discharge lighting fixtures, and other high voltage ballast applications, operating temperature 100 C.

RPM #	mfd	Voltage	Diameter	Length
RCR7-330LIGHT	7	330	30mm	68mm
RCR10-330LIGHT	10	330	40mm	68mm
RCR10-400LIGHT	10	400	40mm	92mm
RCR12-330LIGHT	12	330	40mm	68mm
RCR15-400LIGHT	15	400	40mm	92mm
RCR24-400LIGHTX	24	400	45mm	117mm
RCR55-240LIGHT	55	240	45mm	92mm

Oil Filled Run Capacitors For HID Lighting



designed to operate in high temperature environments found in typical high-intensity discharge lighting fixtures, and other high voltage ballast applications, operating temperature 90 C.

RPM #	mfd	Voltage	Shape	Diameter	Width	Thick.	Length
RC24-400LIGHT	24	400	oval		2-3/4	1-3/4	3-1/8
RCR24-400LIGHTM	24	400	round	1-3/4			3-3/4
RC24-480LIGHT	24	480	oval		2-3/4	1-3/4	3-7/8
RC26-525LIGHT	26	525	oval		2-3/4	1-3/4	4-1/4

Relay & Capacitor Hard Start Kits



- increases compressor starting torque
- for tight compressors - low voltage - quick recycling
- for all PSC motors 115V- 277V, single phase A/C and heat pump systems
- wired with "Piggy-Back" terminals for easy installation on run capacitors
- mounts easily with crew or clip
- USE ONLY ON PSC UNITS EQUIPPED WITH RUN CAPACITOR

RPM #	HP	Max.	Increases in Voltage	Replaces Torque
HS-5	1/2 - 5	277	300%	32701 600-057 SPP5
HS-6	1/2 - 10	277	500%	32702 600-052 SPP6
HS-8	1/2 - 10	277	600%	32708 SPP8

All in One Hard Start Kits



- combination relay, overload and capacitor to replace all three electrical components and rejuvenate older freezers and refrigerators
- total solid state design
- models adapt to 115 volt compressors having an external overload protector

RPM #	HP	Max. Voltage	Replaces
HS-81	1/12 - 1/5	115	600-810 RCO810
HS-41	1/4 - 1/3	115	600-410 RCO410
HS-21	1/4 - 1/3	115	600-210 RCO210

Capacitor - Start 125V



110/125 V RPM #	mfd	Size (Diameter x Length)			
SC21-110	21-25	1-7/16	X	2-3/4	A
SC25-110	25-30	1-7/16	X	2-3/4	A
SC30-110	30-36	1-7/16	X	2-3/4	A
SC36-110	36-43	1-7/16	X	2-3/4	A
SC43-110	43-56	1-7/16	X	2-3/4	A
SC56-110	56-72	1-7/16	X	2-3/4	A
SC72-110	72-88	1-7/16	X	2-3/4	A
SC88-110	88-108	1-7/16	X	2-3/4	A
SC108-110	108-130	1-7/16	X	2-3/4	A
SC124-110	124-156	1-7/16	X	2-3/4	A
SC130-110	130-156	1-7/16	X	2-3/4	A
SC145-110	145-175	1-7/16	X	2-3/4	A
SC161-110	161-193	1-7/16	X	2-3/4	A
*SC161-110X	161-193	1-7/16	X	2-3/4	A
SC189-110	189-227	1-7/16	X	2-3/4	A
SC200-110	200-240	1-7/16	X	2-3/4	A
SC216-110	216-259	1-7/16	X	2-3/4	A
SC233-110	233-280	1-7/16	X	2-3/4	A
SC243-110	243-292	1-7/16	X	2-3/4	A
SC250-110	250-300	1-7/16	X	2-3/4	A
SC270-110A	270-324	1-7/16	X	2-3/4	A
SC270-110	270-324	1-7/16	X	3-3/8	B
SC295-110	295-354	1-7/16	X	2-3/4	A
SC300-110	300-360	1-13/16	X	3-3/8	D
SC324-110	324-388	1-13/16	X	3-3/8	D
SC324-110A	324-388	1-7/16	X	2-3/4	A
SC340-110	340-408	1-13/16	X	3-3/8	D

* = sealed, can be submersed in oil
made by NGM in Mexico

110/125 V RPM #	mfd	Size (Diameter x Length)			
SC340-110B	340-408	1-7/16	X	3-3/8	B
SC378-110	378-454	1-13/16	X	3-3/8	D
SC378-110A	378-454	1-7/16	X	2-3/4	A
SC400-110	400-480	1-13/16	X	3-3/8	D
SC400-110A	400-480	1-7/16	X	2-3/4	A
SC400-110B	400-480	1-7/16	X	3-3/8	B
SC430-110	430-516	1-13/16	X	3-3/8	D
SC430-110B	430-516	1-7/16	X	3-3/8	B
SC430-110F	430-516	2-1/16	X	3-3/8	F
SC460-110	460-552	1-13/16	X	3-3/8	D
SC460-110B	460-552	1-7/16	X	3-3/8	B
SC540-110	540-648	1-13/16	X	3-3/8	D
SC540-110B	540-648	1-7/16	X	3-3/8	B
SC590-110	590-708	1-13/16	X	3-3/8	D
SC645-110	645-774	1-13/16	X	4-3/8	E
SC645-110D	645-774	1-13/16	X	3-3/8	D
SC673-110	673-808	2-1/16	X	3-3/8	F
SC708-110	708-850	2-1/16	X	4-3/8	G
SC708-110D	708-850	1-13/16	X	3-3/8	D
SC708-110E	708-850	1-13/16	X	4-3/8	E
SC800-110	800-960	1-13/16	X	3-3/8	D
SC815-110	815-978	1-13/16	X	4-3/8	E
SC829-110	829-995	2-1/16	X	4-3/8	G
SC829-110D	829-995	1-13/16	X	3-3/8	D
SC850-110D	850-1020	1-13/16	X	3-3/8	D
SC850-110	850-1020	2-1/16	X	4-3/8	G
SC860-110	860-1032	1-13/16	X	3-3/8	D
SC1000-110	1000-1200	2-1/16	X	4-3/8	G
SC1000-110E	1000-1200	1-13/16	X	4-3/8	E
SC1290-110G	1290-1548	2-1/16	X	4-3/8	G

Miniature Start Capacitors

110/125 V RPM #	mfd	Size (Diameter x Length)		
SC72-110X	72-88	1-1/8	x	2-3/4
SC88-110X	88-108	1-1/8x	x	2-3/4
SC108-110X	108-130	1-1/8x	x	2-3/4
SC130-110X	130-156	1-1/8	x	2-3/4
SC150-110X	150-180	1	x	2-5/8



Capacitor - Start



220/250 V RPM #	mfd	Size (Diameter X Length)			
SC21-220	21-25	1-7/16	X	2-3/4	A
SC25-220	25-30	1-7/16	X	2-3/4	A
SC30-220	30-36	1-7/16	X	2-3/4	A
SC36-220	36-43	1-7/16	X	2-3/4	A
SC36-220B	36-43	1-7/16	X	3-3/8	B
SC43-220	43-56	1-7/16	X	3-3/4	A
SC53-220	53-64	1-7/16	X	2-3/4	A
SC56-220	56-67	1-7/16	X	2-3/4	A
SC59-220	59-71	2-1/16	X	3-3/8	F
SC64-220	64-77	1-7/16	X	2-3/4	A
SC72-220	72-88	1-13/16	X	3-3/8	D
SC72-220A	72-88	1-7/16	X	2-3/4	A
SC86-220	86-103	2-1/16	X	3-3/8	F
SC88-220	88-106	1-13/16	X	3-3/8	D
SC88-220A	88-106	1-7/16	X	2-3/4	A
SC100-250	100-120	1-7/16	X	3-3/8	B
SC105-220	105-126	2-1/16	X	3-3/8	F
SC108-220B	108-130	1-7/16	X	3-3/8	B
SC108-220	108-130	1-13/16	X	3-3/8	D
SC124-220	124-156	1-13/16	X	3-3/8	D
SC130-220D	130-156	1-13/16	X	3-3/8	D
SC136-220	136-163	1-7/16	X	3-3/8	B
SC145-220D	145-175	1-13/16	X	3-3/8	D
SC145-220	145-175	2-1/16	X	3-3/8	F
SC161-220A	161-193	1-7/16	X	2-3/4	A
SC161-220D	161-193	1-13/16	X	3-3/8	D
SC161-220	161-193	1-13/16	X	4-3/8	E
SC189-250B	189-227	1-7/16	X	3-3/8	B
SC189-220D	189-227	1-13/16	X	3-3/8	D
SC189-220	189-227	2-1/16	X	4-3/8	G
SC216-220D	216-259	1-13/16	X	3-3/8	D
SC216-220F	216-259	2-1/16	X	3-3/8	F
SC216-220	216-259	2-1/16	x	4-3/8	G
SC233-220D	233-280	1-13/16	X	3-3/8	D
SC233-220	233-280	2-1/16	x	4-3/8	G
SC243-220F	243-292	2-1/16	X	3-3/8	F
SC243-220	243-292	2-1/16	X	4-3/8	G
SC270-220F	270-324	2-1/16	X	3-3/8	F
SC270-220	270-324	2-1/16	X	4-3/8	G
SC270-250W	270-324	45mm	X	85mm	W
SC320-220	320-384	2-1/16	X	4-3/8	G
SC340-220	340-408	2-1/16	X	4-3/8	G
SC340-250W	340-408	45mm	X	85mm	W
SC378-220	378-455	2-9/16	X	4-3/8	H
SC400-220G	400-480	2-1/16	X	4-3/8	G
SC400-220	400-480	2-9/16	X	4-3/8	H
SC430-220E	430-516	1-13/16	X	4-3/8	E
SC430-220	430-516	2-9/16	X	4-3/8	H
SC460-220	460-552	2-9/16	X	4-3/8	H
SC495-220	495-605	2-1/16	X	4-3/8	G
SC540-220W	540-648	45mm	X	110mm	W
SC540-220	540-648	2-9/16	X	4-3/8	H
SC630-220	630-750	2-9/16	X	4-3/8	H

165 V RPM #	mfd	Size (Diameter X Length)			
SC72-165	72-86	1-7/16	X	2-3/4	A
SC108-165A	108-130	1-7/16	X	2-3/4	A
SC124-165A	124-156	1-7/16	X	2-3/4	A
SC145-165A	145-174	1-7/16	X	2-3/4	A
SC161-165A	161-193	1-7/16	X	2-3/4	A
SC161-165B	161-193	1-7/16	X	3-3/8	B
SC189-165A	189-227	1-7/16	X	2-3/4	A
SC189-165B	189-227	1-7/16	X	3-3/8	B
SC216-165B	216-259	1-7/16	X	3-3/8	B
SC233-165	233-280	1-13/16	X	3-3/8	D
SC270-165	270-324	1-13/16	X	3-3/8	D
SC324-165	324-389	1-13/16	X	3-3/8	D
SC340-165D	340-408	1-13/16	X	3-3/8	D
SC400-165	400-480	1-13/16	X	3-3/8	D
SC430-165	430-516	1-13/16	X	4-3/8	E
SC540-165	540-648	2-1/16	X	4-3/8	G
SC540-165E	540-648	1-13/16	X	4-3/8	E
SC590-165	590-708	1-13/16	X	4-3/8	E
SC710-165	708-852	2-1/16	X	4-3/8	G
SC810-165	810-972	2-1/16	X	4-3/8	G
SC860-165	860-1032	1-13/16	X	4-3/8	E
SC1020-165	1020-1224	2-1/16	X	4-3/8	G
SC1190-165	1190-1415	2-9/16	X	4-3/8	H

330 V RPM #	mfd	Size (Diameter X Length)			
SC21-330	21-25	1-7/16	X	3-3/8	B
SC21-330A	21-25	1-7/16	X	2-3/4	A
SC25-330	25-30	1-7/16	X	3-3/8	B
SC30-330	30-36	1-7/16	X	3-3/8	B
SC36-330A	36-43	1-7/16	X	2-3/4	A
SC43-330B	43-52	1-7/16	X	3-3/8	B
SC53-330	53-64	1-13/16	X	3-3/8	D
SC56-330	56-67	1-13/16	X	3-3/8	D
SC64-330	64-77	1-13/16	X	3-3/8	D
SC72-330D	72-86	1-13/16	X	3-3/8	D
SC88-330B	88-108	1-7/16	X	3-3/8	B
SC88-330D	88-108	1-13/16	X	3-3/8	D
SC108-330	108-130	2-1/16	X	4-3/8	G
SC124-330	124-156	2-1/16	X	4-3/8	G
SC124-330H	124-156	2-9/16	X	4-3/8	H
SC130-330	130-156	2-1/16	X	4-3/8	G
SC145-330E	145-175	1-13/16	X	4-3/8	E
SC145-330G	145-175	2-1/16	X	4-3/8	G
SC145-330	145-175	2-9/16	X	4-3/8	H
SC161-330G	161-193	2-1/16	X	4-3/8	G
SC189-330	189-227	2-9/16	X	4-3/8	H
SC189-330G	189-227	2-1/16	X	4-3/8	G
SC216-330	216-259	2-9/16	X	4-3/8	H
SC216-330G	216-259	2-1/16	X	4-3/8	G
SC270-330E	270-324	1-13/16	X	4-3/8	E
SC270-330G	270-324	2-1/16	X	4-3/8	G
SC270-330	270-324	2-9/16	X	4-3/8	H
SC300-330	300-360	2-9/16	X	4-3/8	H
SC350-330G	350-420	2-1/16	X	4-3/8	G
SC350-330	350-420	2-9/16	X	4-3/8	H
SC400-330	400-480	2-9/16	X	4-3/8	H

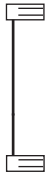
Capacitor - Misc.

20-11201 15,000 ohm
21-12203 220,000 ohm



resistor 10 pcs / pkg

20-11205



wire leads 10 pcs / pkg

21-12204 2-1/16" wide cap
21-12205 2-3/4" wide cap
21-12206 3-5/8" wide cap



oval run capacitor mounting bracket

21-12207 1-3/4" diameter
21-12208 2" diameter
21-12209 2-1/2" diameter



round run capacitor mounting bracket

21-12210 1 hole
21-12211 2 holes



rubber cap

20-11210 1-7/16"
20-11211 1-13/16"
20-11212 2-1/16"



plastic end cap on motor mounting

20-11215 1-7/16"
20-11216 1-13/16"
20-11217 2-1/16"
20-11218 2-9/16"



plastic end cap off motor mounting

MFD-10



Capacitor Tester, **made by Supco**
 gives the mfd value on start & run capacitors from 1 to 10,000 mfd. also checks for open & shorted capacitors and detects weak capacitors. complete with test leads

20-11206 for 2-3/4" capacitor
20-11207 for 3-3/8" capacitor
20-11208 for 4-3/8" capacitor



start capacitor mounting bracket

CC-7040



weather proof capacitor guard fits oval capacitors that are 2-1/16" X 1-1/4" mtg. holes : 2-13/16" C.-C.

RPM #	Capacitor Size	Mtg. Holes C.-C.	Length	Material	Sets of Mtg. Holes
CC-7000	1-7/16 x 2-3/4	2-1/16	3-3/8	metal	3
CC-7080	1-13/16 x 4-3/8	2-9/16	5-3/8	metal	2

Capacitor Cover



CC-7070



oval run capacitor mounting kit for can size 1-1/4" X 2-1/16"


20-11204



push on screw terminals 25 pcs. / pkg

Circulating Pump Parts

116400-000



#6 oil well cover gasket
approx. size : 1-15/16 x 3-5/16"

BGB-704 .530 x .657 x 13/16
BGB-706 .605 x .754" x 1



sleeve bearing

816621-998 1/4 oz.
816621-999 2 oz.



SAE-30 non-detergent pump oil
for seal bearing assemblies

AR-705
(S.A. Armstrong)



rubber mount
1-11/16 x 2-1/2 X 3/8"

BGM-720
(B & G)



rubber mount (pair)
1-7/16 x 2-1/2 x 3/8"

GR-4465
(General Electric)



rubber mount (pair)
1-5/8 x 2-1/4 x 5/16"

BGS-717



1/2 X 5/8" cast 4-spring coupler
CCW motor shaft end
B & G 118709

BGS-716 1/2" x 1/2" B&G 118473



extended arm 4-spring coupler
CCW motor shaft end

MR-54
(Marathon)



rubber mount (pair)
1-5/8 x 2-1/2 x 5/16"

Round Spring Type Coupler (Canadian Made)



RPM #	Shaft Size	Rotation Motor S.E.
SL-10010	1/2 x 1/2	CW
SL-10010HD	1/2 x 1/2	CW
*SL-10023	1/2 x 1/2 & 5/8	CCW
SL-10034	5/8 x 5/8	CCW
*SL-10045	5/8 x 1/2 & 5/8	CW

* one side has removable 1/2 - 5/8 sleeve

SL-10010HD = heavy duty spring for 1/3hp applications


BGS-710 1/12 & 1/6 HP
BGS-714 1/4 & 1/3 HP



1/2 x 1/2" 4-spring cast coupler
CW motor shaft end

Circulating Pump Parts

Original S.A. Armstrong Replacement Parts




"Universal" Seal Bearing Assembly for BF And AB Fitted Construction
c/w Body Gasket, "New" ball bearing design

RPM #	Used With Pump #	Pump Flange Holes "A"	Motor Flange Holes "B"	Spare Body Gasket
* 810119MF-001	2	2-9/16	3-5/16	104442-000
* 810119MF-003	3	3-3/16	3-9/16	106049-000
816023MF-001	B & G	3-3/16	3-5/16	106049-000
816027MF-002	4	3-7/8	3-9/16	106050-000

* c/w non-ferrous impeller

816366-041



#6 sba, casting #116342, c/w with body gasket & oil, seal is extra
8 holes in pump flange "A" = 2-5/16 (6" Diagonally across)
4 holes in motor flange "B" = 4-1/8, flange to flange "C" = 6-7/8
A-358 3/4" seal not included, 106592-000 body gasket included

816032MF-000




#5 sba, casting # 116955, c/w with body gasket & mechanical seal
8 holes in pump flange "A" = 2-5/16, 4 holes in motor flange "B" = 4-1/8
flange to flange "C" = 4-9/16, A-4022 1/2" seal included
body gasket 106158-000 included, new ball bearing design

BG-185332




B&G sba ball bearing design, c/w with body gasket, oil & mechanical seal
for series 60 "Maintenance Free" pumps, can be mounted vertically
8 holes in pump flange "A" = 2-5/16, 4 holes in motor flange "B" = 4-1/8
flange to flange "C" = 5-1/4

819359-002



ball bearing frame assembly, casting #419207, used on old 4030 armstrong pumps
c/w 2 woodruff keys & impeller capscrew
4 holes in pump flange "A" = 4-3/8" c.-c.
total length of unit including shaft : 10-3/4", seal size : 1-1/4", motor shaft 1"

BG-185011



B&G ball bearing frame assembly, casting #P77104
used on 1510 series that use 1-1/4" type 21 seal size, seal A-402
c/w 2 keys & impeller capscrew & washer
4 holes in pump flange "A" = 4-3/8" c.-c.
total length of unit including shaft : approx. 11"

Circulating Pump Parts

816861-011 (Armstrong)



assembled #6 seal bearing + seal plate
+ seal + nut + oil + bolts & washers
INCLUDES 816366-041, 816346-011,
816707-001, 106592-000, 816621-999

816133-000
(Armstrong with B&G Seal Plate)



assembled #6 seal bearing + seal plate
+ seal + nut + oil + bolts & washers
INCLUDES 816366-041, 816347-011,
816707-001, 106592-000, 816621-999

BG-185333 (Bell & Gossett)



B & G seal bearing
casting P58494 + seal plate + 3/4" seal
+ nut + gasket

BG-186495 (B & G)



Pump End View



Seal Bearing End View

cast iron B & G seal plate used on 1510 "B"
casting # P49210, no gasket included
use seal A-402 and gasket 406604-000
overall OD : 11-3/8"

816346-011 (Armstrong)



Pump End View



Seal Bearing End View

cast iron Armstrong seal plate
for 816366-041 seal bearing assembly
not included : seal #816707-001 or Pac A-358 (seat O.D. 1.375")
included : gasket 106592-000, 7-1/16 x 7-15/16"
mtg. holes for seal bearing : 6" across plate

816347-011 (Bell & Gossett)



Pump End View



Seal Bearing End View

cast iron B & G seal plate
for 816366-041 seal bearing assembly
not included : seal #816707-001 or Pac A-358 (seat O.D. 1.375")
included : gasket 106592-000, 7-1/16 x 7-15/16"
mtg. holes for seal bearing : 6" across plate
height of plate : 2-5/16", 8 bolts & washers included

426746-011
(Armstrong)



Pump End View



Motor End View

Armstrong seal plate for 6" new style 4280, 4380, 4382 & 4030
not included : Seal #975000-982US or Pac A-185 (SEAT O.D. 1.875")
not included : gasket 426401-002, 6-1/4 x 7"
height of plate : 3-1/8"

Circulating Pump Parts

816999-041



replacement module
fits #2 - #5 seal bearing assembly
includes gaskets, mechanical seal & oil

AM-366354



aftermarket shaft and bearing repair kit for 816366-041 seal bearing assembly includes shaft, 2 bearings, felt, O-ring

426688-000 (Armstrong)
1-1/8" , length : 7-1/2"

426689-000 (Armstrong)
1-5/8" , length : 10-1/2"



416SS shaft for 4300 series for P base motors

814910-001
(Armstrong)



3/8" Diameter 1/2" Diameter

shaft extension for Armstrong
4360B & 4260 3/4B, 1B,
1-1/4B & 1-1/2B
overall length : 3.80"

425742-001



stainless steel impeller washer
.415 x 1.250 x .250" thick

911900-114



stainless steel impeller cap screw
3/8-16, thread length 1"

427713-000 (Armstrong)



1-1/8" 416SS shaft for 4300 series for TC frame motors, length 7-1/2"

P75212 (Bell & Gossett)



1-1/4" shaft for 80 series, length : 6.275"

A-3256AR



12mm AR seal for Grundfos, ceramic carbon seat 26mm x 8mm

116114-001



steel cover for #6 seal bearing assembly 816366-041, mtg holes : 7-1/4"

Bronze Shaft Sleeves



RPM #	I.D.	O.D.	Length
SB-1125	1	x 1-1/4	x 2-1/4
* SB-185024	1	x 1-1/4	x 2.36
SB-69003	1-3/8	x 1-5/8	x 2-3/8
SB-69021	1-3/8	x 1-5/8	x 3-1/2
SB-69023	1-3/8	x 1-3/4	x 3-1/2

*B&G slip fit

Bronze Shaft Sleeve Spacers



RPM #	I.D.	O.D.	Thickness	Can Replace
SB-8001	7/8	1-1/4	.105"	425868-001
SB-8005	7/8	1-1/4	.250"	425868-005
SB-8004	1-1/4	1-5/8	.250"	425868-004

Circulating Pump Parts

A-5000



ref : 190120-001, 16mm U.S. Seal VGMC-1
viton, silicon carbide vs. carbon
for VMS10 vertical pumps, seat : 27mm x 10mm

A-5002



ref # 190120-000 1/2" U.S. Seal
viton, carbon vs. silicon carbide
used in S.A. Armstrong 03,05 vertical pumps
seat : 23mm x 9mm

A-5003



ref # 190120-002 20mm U.S. Seal VGMC-1
viton, silicon carbide vs carbon seat
used in S.A. Armstrong VMS18 vertical pumps
seat : 35mm x 9.5

A-5005



ref # 190120-003 28mm U.S. Seal VGMC-1
viton, carbon vs silicon carbide seat
used in S.A. Armstrong VMS32, 45, 64
vertical pumps, seat : 43mm x 13mm

Seals for new "E.2" Series



880202-677 seal kit

7/16" shaft size, viton, carbon vs. silicon carbide
cup seat : 1.187 x .285 thick, includes install
tool + gaskets 880200-071 & 880210-071

A-5007 seal only

Type 2 Seals



RPM #	Shaft Size	Seat O.D.	Seat Thickness	Materials
A-358ECX-2	.750	1.375	.406	ept / high grade carbon / silicon carbide
975000-982US	1.250	1.875	.437	ept / F55 carbon / silicon carbide
A-185-2VXX	1.250	1.875	.437	viton / silicon carbide / silicon carbide
PS-976EP66X	1.250	1.768	.367	ept / F55 carbon / silicon carbide
975000-984US	1.625	2.375	.500	ept / F55 carbon / silicon carbide
A-238-2VXX	1.625	2.375	.500	viton / silicon carbide / silicon carbide
975000-985	2.125	2.500	.562	ept / high grade carbon / silicon carbide

Type 21 Seals



RPM #	Shaft Size	Seat O.D.	Seat Thickness	Materials
A-392EXX	.500	.938	.237	ept / silicon carbide / silicon carbide
816706-021	.500	.938	.237	buna / carbon / silicon carbide
816707-001	.750	1.375	.406	buna / carbon / ceramic
825458-001	1.250	1.768	.367	buna / carbon / ceramic

Seals for "E" Series



880200-877

seal kit includes both seals
for all old style "E" series pumps
1/4" shaft size, carbon vs. silicon carbide
cup seat : .875 x .138 thick



no notch on bottom of rotary

880200-277

(U.S. Seal)

pumps made before January 2010
1/4" shaft size, carbon vs. silicon carbide
cup seat : .875 x .138 thick



Circulating Pump Parts

John Crane 8B2 Seal For 4300 Series Armstrong

RPM #	Shaft Size	Ref #
A-11258B2	1-1/8	975000-955
A-16258B2	1-5/8	975000-956
A-21258B2	2-1/8	975000-957

gaskets included
carbon, ceramic, viton



RPM #	Materials	Shaft Size	B&G ref #
A-1-1/8AB2	viton / carbon / silicon carbide	1-1/8	
975002-304VG	aflas / antimony carbon / silicon carbide	1-1/8	
A-1125AB2-ESC	ept / silicon carbide / silicon carbide	1-1/8	
A-75202	aflas / antimony carbon / silicon carbide	1-1/4	P75202
A-1-5/8AB2	viton / carbon / silicon carbide	1-5/8	
A-1625AB2-ESC	ept / silicon carbide / silicon carbide	1-5/8	
975002-334VG	aflas / antimony carbon / silicon carbide	1-5/8	P75203
A-2-1/8AB2	viton / carbon / silicon carbide	2-1/8	
975002-374VG	aflas / antimony carbon / silicon carbide	2-1/8	

AB2 Seal For 4300 Series Armstrong



gaskets included

RPM #	Shaft Size	Seat O.D.	Seat Thickness	Materials	Ref #
A-3883	1.250	1.875	.437	buna / carbon / ceramic	U9-433SS
**A-6261E	1.250	1.875	.437	epr / F55 carbon / ceramic	P75221
PS-6265VXX	1.250	1.875	.437	viton / silicon carbide / silicon carbide	
**A-6262E	1.625	2.375	.500	epr / F55 carbon / ceramic	P75222
PS-4357	2.000	2.750	.500	epr / carbom / silicon carbide floating O-ring	P5001889
A-75396	2.125	3.000	.562	EPR / carbon / ceramic O-ring	P75396
VG-3804	2.500	3.375	.562	epr / carbon / silicon carbide	P5001891

** = F55 abrasion resistant carbon

U.S. Seal Type G Unitized Seal



Carbon Bushing



Type 1 Armstrong

Type 2 B & G

RPM #	Size	Type
CB-1125CB	1-1/8 x 1-7/8 x 5/8 thick	1
P71378	1-1/4 x 2-1/8 x 3/4 thick	2
CB-1625CB	1-5/8 x 2-3/8 x 5/8 thick	1
CB-2125CB	2-1/8 x 2-7/8 x 5/8 thick	1

U.S. Seal for Bell & Gossett Models 80-S, 1510-S, 1531-S, VSC-S, VSVS-S



RPM #	Size	Seat Size	Ref #
A-85070	1-1/4	2.000 x .630	P85070
A-185050	1-5/8	2.375 x .630	185050

Materials : aflas / tungsten carbide / carbon
handles temperatures up to 450 F.
floating O-ring style carbon seat

Circulating Pump Parts

Gaskets & Slings

RPM #	Type	I.D.	O.D.	Thickness	Comment
WS-9	slinger	3/4	1-1/2	1/16	rubber
WS-21	slinger	1-1/4	2-1/8	1/8	rubber
WS-1625	slinger	1-5/8	3	1/8	rubber ref P53720
104442-000	body	2-13/16	3-1/8	1/32	for #2 pumps
106049-000	body	3-3/8	3-7/8	1/32	for #3 pumps
106050-000	body	4-5/16	4-13/16	1/32	for #4 pumps
106158-000	body	5-1/4	5-5/8	1/32	for #5 pumps
106592-000	body	7-1/16	7-15/16	1/32	for #6 pumps
406604-000	body	9-9/16	11-9/16	1/32	12 holes
426467-001	gland	1-13/16	2-1/2	1/32	BAU - blue
426401-002	body	6-1/4	7	1/16	BAU - blue
426401-003	body	8-1/4	9	1/16	BAU - blue
426401-004	body	10-3/16	10-15/16	1/16	BAU - blue
426401-005	body	13-1/4	14	1/16	BAU - blue
426401-006	body	11-9/16	12-5/16	1/16	BAU - blue
P80765	body	11-3/8	12-1/8	1/32	B & G
P80767	body	13-3/4	14-1/2	1/32	B & G
426401-008	body	15-5/8	16-3/8	1/16	BAU - blue



Pipe Flange Gaskets

RPM #	I.D.	O.D.	Thickness	# of Holes	Pipe Size	Material
116653-000	1-3/8	2-3/16	1/4	0		rubber
105176-001	1-5/8	2-3/16	1/4	0		rubber
105176-000	1-13/16	2-3/16	1/4	0		rubber
105209-002	2	2-3/4	1/4	0		rubber
104034-000	2-1/8	2-1/2	1/4	0		rubber
105209-000	2-5/16	3	1/16	0		rubber
116117-000	2-1/2	3	1/4	0		rubber
105201-000	3-7/16	3-7/8	1/4	0		rubber
GSK-140	1-5/16	4-5/16	1/4	4	1	BAU - blue
GSK-141	1-7/8	5-1/16	1/4	4	1-1/2	BAU - blue
GSK-220	2-3/8	6	1/16	4	2	BAU - blue
GSK-225	2-3/8	4-1/8	1/16	0	2	BAU - blue
GSK-230	3-1/2	7-1/2	1/16	4	3	BAU - blue
GSK-235	3-1/2	5-3/8	1/16	0	3	BAU - blue
GSK-240	4-1/2	9	1/16	8	4	BAU - blue
GSK-245	4-1/2	6-7/8	1/16	0	4	BAU - blue
GSK-250	5-9/16	10	1/16	8	5	BAU - blue
GSK-255	5-9/16	7-3/4	1/16	0	5	BAU - blue
GSK-260	6-5/8	11	1/16	8	6	BAU - blue
GSK-265	6-5/8	8-3/4	1/16	0	6	BAU - blue



**GSK = 150lb rating, other ratings and sizes readily available

Circulating Pump Parts / Cuno

CUNO-201



Cuno sight flow indicator
1/4" ports

CUNO-411 (ARMSTRONG # 975000-411)



Cuno nut gasket
3/8 x 5/8 x 1/16" thick

CUNO-410 (Armstrong # 975000-410)



Cuno head gasket
3 x 3-9/16 x .030" thick

CUNO-200



aluminum filter housing
port sizes : 3/8", 300psi
uses filter CUNO-300 or CUNO-300PT
body diameter : 3-1/8"
overall size : 3-5/8 x 6-1/2"

CUNO-200SS-25



stainless Steel filter housing
port sizes : 1/4", 300psi
uses filter CUNO-300 or CUNO-300PT
body diameter : 3-1/2"
overall size : 4.20 x 7.50"

CUNO-300



resin bonded filter cartridge

CUNO-300PT



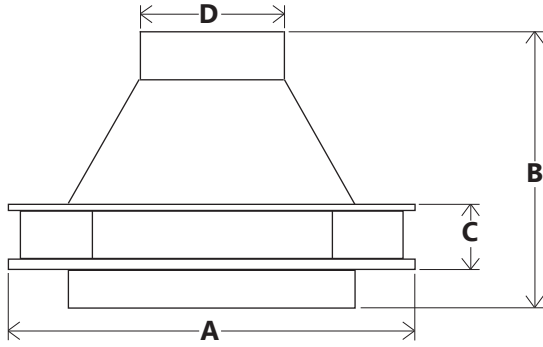
poly on tin string wound filter cartridge

PETC-1/4



Petcock brass valve 1/4"

Circulating Pump Parts



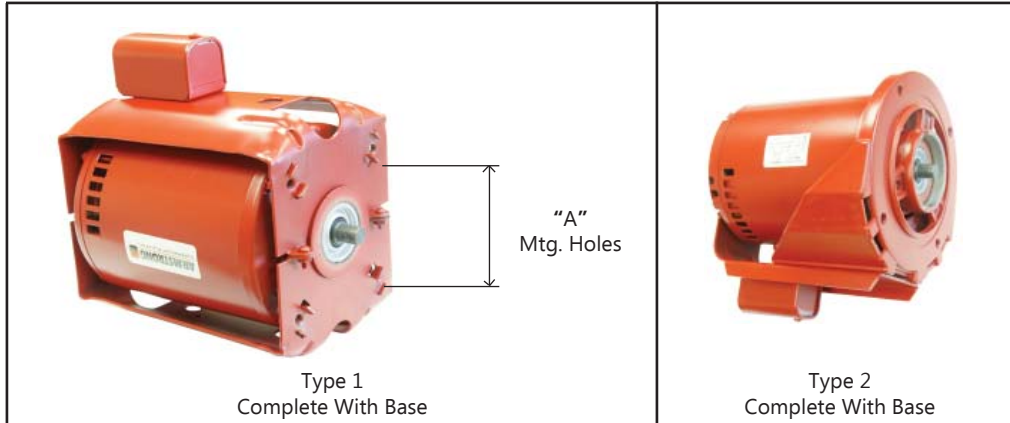
Impellers

RPM #	I.D.	Material	A	B	C	D	Rot.	Pump Used On
812961-011	3/8	steel	2-3/4	1-3/8	7/16	1-1/2	cw	S-25
812961-041	3/8	bronze	2-3/4	1-3/8	7/16	1-1/2	cw	S-25
812961-111	3/8	non-ferrous	2-3/4	1-7/8	1/2	1-1/2	cw	S-25
816322-011	3/8	steel	3-3/8	1-1/2	5/8	1-1/2	cw	H-32, S-35
816322-041	3/8	bronze	3-3/8	1-1/2	5/8	1-1/2	cw	H-32, S-35
816322-111	3/8	non-ferrous	3-3/8	1-7/8	11/16	1-1/2	cw	H-32, S-35
816305-028	3/8	steel	3-7/8	2-1/2	1	2	cw	S-45
816305-058	3/8	bronze	3-7/8	2-1/2	1	2	cw	S-45
816305-328	3/8	non-ferrous	3-7/8	2-1/2	1	2	cw	S-45
816301-025	3/8	steel	4-1/4	2-3/8	7/16	1-9/16	cw	H-41
816301-055	3/8	bronze	4-1/4	2-3/8	7/16	1-9/16	cw	H-41
816301-325	3/8	non-ferrous	4-1/4	2-3/8	7/16	1-9/16	cw	H-41
816305-025	3/8	steel	4-1/4	2-1/2	1	2	cw	S-46
816305-055	3/8	bronze	4-1/4	2-1/2	1	2	cw	S-46
816305-325	3/8	non-ferrous	4-1/4	2-7/16	1	2	cw	S-46
816304-021	3/8	steel	4-3/4	2-3/8	7/8	2	ccw	S-55
816304-051	3/8	bronze	4-3/4	2-3/8	7/8	2	ccw	S-55
816304-321	3/8	non-ferrous	4-3/4	2-3/8	7/8	2	ccw	S-55
816302-049	3/8	bronze	5	2-3/8	7/16	1-9/16	ccw	H-51
816302-319	3/8	non-ferrous	5	2-5/16	7/16	1-9/16	ccw	H-51
816302-047	3/8	bronze	5-1/4	2-3/8	7/16	1-9/16	ccw	H-52
816302-317	3/8	non-ferrous	5-1/4	2-5/16	7/16	1-9/16	ccw	H-52
816304-017	3/8	steel	5-1/4	2-3/8	7/8	2	ccw	S-57/H-54
816304-047	3/8	bronze	5-1/4	2-3/8	7/8	2	ccw	S-57/H-54
816304-317	3/8	non-ferrous	5-1/4	2-5/16	7/8	2	ccw	S-57/H-54
816303-317	3/8	non-ferrous	5-1/4	2-1/2	5/8	1-9/16	ccw	H-53
816303-047	3/8	bronze	5-1/4	2-1/2	5/8	1-9/16	ccw	H-53
816308-012	1/2	steel	5-7/8	2-3/8	7/8	2	ccw	S-69
816308-042	1/2	bronze	5-7/8	2-3/8	7/8	2	ccw	S-69

rotation viewed from motor shaft end

please advise pump & motor nameplate data for other sizes

Circulating Pump Motors



Type 3
Complete With Base



Type BG
Complete With Base & Oil
B&G Motor 1/2" shaft



Type 4
C-flange No Base



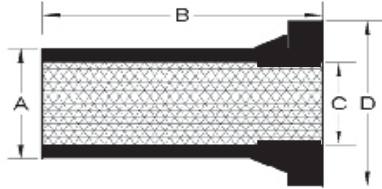
Type 5
C-Flange No Base

RPM #	HP	Voltage	Shaft Size	"A" c.-c.	Type
805316-010	1/12	115	1/2	3-5/16	1
817025-005	1/6	115	1/2	3-5/16	1
817025-001	1/6	115	1/2	3-9/16	1
817025-007	1/4	115	1/2	3-9/16	1
816141-001	1/4	115	1/2	4-1/8	2
817025-013	1/3	115	1/2	3-9/16	1
816141-002	1/3	115	1/2	4-1/8	2
811757-001	1/2	115/230	5/8	4-1/8	3
831009-062	1/2	115/230	5/8	4-1/8	5
BG-111044	1/2	115/230	1/2	4-1/8	BG
811757-002	3/4	115/230	5/8	4-1/8	3
831010-062	3/4	115/230	5/8	4-1/8	5
BG-111047	3/4	115/230	1/2	4-1/8	BG
831012-083	3/4	208-230/460	5/8	4-1/8	4
811757-007	1	115/230	5/8	4-1/8	3
816676-069	1	208-230/460	5/8	4-1/8	4

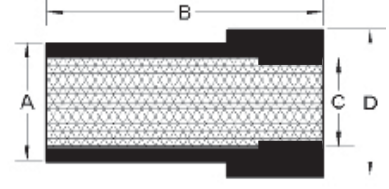
Circulating Pump Parts - Taco

Bronze Pump Sleeves

Type 1
Tapered Shoulder



Type 2
Square Shoulder



RPM #	Type	Ref #'s	A	B	C	D	Internal Step Right Side of Picture
SB-1119	1	953-1119RP	1.125	1.925	1.003	1.625	0.883 i.d. x .240 long
SB-1303	1	951-3161BRP	1.125	2.062	1.003	1.625	0.883 i.d. x .369 long
SB-0519	2	950-519RP	1.125	2.640	1.003	1.375	0.883 i.d. x .350 long
SB-150P5	1	951-3035 / 951-3162BRP	1.500	2.688	1.379	2.000	1.250 i.d. x .598 long
SB-0665	2	950-520RP / 950-665BRP	1.500	2.900	1.377	1.880	1.250 i.d. x .638 long
SB-187P1	1	950-1369 / 951-3038BRP	1.875	2.725	1.750	2.625	1.630 i.d. x .665 long

O-rings included

Popular Type 21 Pump Seals with Upgraded Materials



RPM #	Shaft Size	Seat Size (Cup Style)
A-359EP66X	5/8	1.250 x .406
A-356EP66X	1-1/8	1.750 x .437

Materials : epr elastomers / P66
abrasion resistant carbon vs. silicon carbide seat

Taco Body Gaskets



RPM #	I.D.	O.D.	Thickness
TG-047	4-3/4	5-3/16	1/32
TG-055	5-9/16	6-1/16	1/32
TG-063	6-3/8	6-7/8	1/32
TG-065	6-17/32	7-1/8	1/32
TG-069	6-15/16	7-9/16	1/32
TG-075	7-9/16	8-1/8	1/32
TG-0800	8	8-1/2	1/32
TG-084	8-7/16	9-1/8	1/32
TG-092	9-1/4	9-11/16	1/32

Circulating Pump Parts - Taco

TA-0600



ref # 1600-868-CRP-EP
includes 5/8" type 21 John Crane seal, epr / P66 abrasion resistant carbon / ceramic cup seat, left hand threaded bolt, washer, seal, lubricant & gaskets

TA-1200



ref # 840-128-BRP-EP
includes 1-1/8" type 1 John Crane seal epr / carbon / ceramic cup seat, bronze sleeve : 3.300 long lubricant, washer & gaskets

TA-1210



ref # 950-664-BRP-EP
includes 1-1/8" type 21 John Crane seal epr / carbon / ceramic cup seat, bronze sleeve : 2.640 long lubricant, washer & gaskets

TA-1220



ref # 951-3161-BRP-EP
includes 1-1/8" type 21 John Crane seal epr / carbon / ceramic cup seat, tapered bronze sleeve : 2.062 long lubricant, washer & gaskets

TA-1230



ref # 953-1549-3BRP-EP
includes 1-1/8" type 21 John Crane seal epr / carbon / ceramic cup seat, tapered bronze sleeve 1.925" long, lubricant, slinger, o-rings, washer & gaskets

TA-1500



ref # 862-172-BRP-EP
includes 1-1/2" type 21 John Crane seal epr / carbon / ceramic cup seat, bronze sleeve : 3.840 long x 1.375 I.D. lubricant, washer & gaskets

Circulating Pump Parts - Taco

TA-1510



ref # 951-3162-BRP-EP
includes 1-1/2" type 21 John Crane seal
epr / carbon / ceramic cup seat, tapered bronze sleeve : 2.700 long
lubricant, washer & gaskets

TA-1520



ref # 953-1549-6BRP-EP
includes 1-1/2" type 21 John Crane seal
epr / carbon / ceramic cup seat, tapered bronze sleeve : 2.115 long
lubricant, washer, O-rings & gaskets

TA-1530



ref # 950-665-BRP-EP
includes 1-1/2" type 21 John Crane seal
epr / carbon / ni-resist cup seat, bronze sleeve : 2.900 long
lubricant, washer & gaskets

TA-1800



ref # 950-1369-BRP-EP
includes 1-7/8" type 21 John Crane seal
epr / carbon / ceramic cup seat, tapered bronze sleeve : 2.725 long
lubricant, washer & gaskets

TA-160RP



Taco cartridge ref # 1600-160RP
includes 3 gaskets

SNAP RINGS



SN-112

1.050" I.D., for 1-1/8" seal size

SN-150

1.390" I.D., for 1-1/2" seal size

TA-205RP



brass sleeve for TA-160RP, seal size 5/8"
length 1.940"

Compressor Parts

Pressure Gauge



PG-1518C

1-1/2" diameter, 1/8" npt centre back mount
0-200 psi

PG-1514C

1-1/2" diameter, 1/4" npt centre back mount
0-200 psi

Pressure Gauge



PG-2014B

2" diameter, 1/4" npt bottom mount
0-300 psi

Pressure Gauge



PG-2014C

2" diameter, 1/4" npt centre back mount
0-300 psi

PRUV-35



unloader valve

Check Valve



CV-38

3/8" npt, 0-200 psi, 1/8" port

CV-12

1/2" npt, 0-200 psi, 1/8" port

Pressure Regulator



APR-14

1-135 psi, 2 x 1/4" npt ports, 2 x 1/8" npt ports

Compressor Parts

Air Compressor Switches

Fig 1



Fig 2



Fig 3



Fig 4



Fig 5



Fig 6



Fig 7



RPM #	Fig	Type	Factory PSI Setting	Number Of Ports	On/Off Switch	Unloader Valve
PR-3559	1	Condor	65-100	1	no	no
PR-3560	2	Condor	90-125	1	front / dial	yes
PR-3562	5	Furnas	90-125	4	side / lever	yes
PR-3563	2	Condor	115-150	1	front / dial	yes
PR-3565	5	Furnas	115-150	4	side / lever	yes
PR-3566	6	Furnas	90-125	1	side / lever	yes
PR-3567	6	Furnas	115-150	1	side / lever	yes
PR-3570	2	Condor	140-175	1	no	yes
PR-3571	1	Condor	140-175	1	no	no
PR-3572	3	Condor	140-175	4	no	yes
PR-3573	6	Furnas	140-175	1	no	yes
PR-3574	4	Furnas	140-175	4	no	yes
PR-3576	7	Square D	100-125	1	no	yes

*electrical rating for all switches : 1.5hp @ 120V / 3hp @ 250V, 18-12 awg. wire size

* electrical rating for PR-3576 : 3hp @ 230V 1 phase, 5hp @ 240V 3 phase

**PSI adjustable range for switches PR-3559 - PR-3567 is 40-150 PSI

**PSI adjustable range for switches PR-3570 - PR-3574 is 120-300 PSI

Cord Sets & Strain Reliefs



RPM #	Awg.	Voltage	M/F	Length	# Wires	Jacket
PC-123X9	12	110	male	9'	3	SJOW
PC-142	14	110	male	8'	2	SJOW
PC-142X10	14	110	male	10'	2	SJOW
PC-143	14	110	male	8'	3	SJOW
PC-143X10	14	110	male	10'	3	SJOW
PC-143X10-PL	14	110	male	10'	3	SJTOW
PC-143X10FEM	14	110	female	10'	3	SJOW
PC-143X15	14	110	male	15'	3	SJOW
PC-143X220	14	220	male	10'	3	SJOW
PC-143X220-PL	14	220	male	8'	3	SJTOW
PC-162	16	110	male	8'	2	SJOW
PC-162X10	16	110	male	10'	2	SJOW
PC-162x18	16	110	male	18'	2	SJOW
PC-163X6	16	110	male	6'	3	SJOW
PC-163	16	110	male	8'	3	SJOW
PC-163X10	16	110	male	10'	3	SJOW
PC-182	18	110	male	8'	2	SJ

SJOW = rubber jacket, oil & water resistant

SJTOW = plastic jacket (resists ultraviolet rays), oil & water resistant

PC-2867



15A 125V 3 wire plug
made by Eagle CSA & UL

PC-5266



15A 125V 3 wire plug
made by Marincos CSA & UL

PC-5269



15A 125V 3 wire connector
made by Marincos CSA & UL

PC-2882



15A 125V 2 wire connector
made by Eagle CSA & UL

Cord Strain Reliefs

SR-2000



3/8" hole x 4-13/16" long

SR-2010



7/16" hole x 4-13/16" long

SR-2020



7/16" hole x 4-1/4" long

SR-2030



5/8" hole x 4-5/16" long

SR-2040



7/16" hole x 4-15/16" long

SR-2065



5/16" hole x 3-3/4" long

Strain Relief c/w Nut



RPM #	Cable Size	Thread Size	O.D. Of Thread
SR-1933	.15 - .32"	PG9	.600"
SR-1934	.19 - .39"	PG11	.730"
SR-1935	.19 - .35"	PG13.5	.800"
SR-1939	.20 - .35"	1/2" NPT	.800"
SR-1938	.24 - .47"	1/2" NPT	.800"
SR-1941	.27 - .47"	1/2" NPT	.800"
SR-1940	.39 - .55"	1/2" NPT	.800"
SR-1936	.39 - .55"	PG16	.890"
SR-1943	.35 - .63"	3/4" NPT	1.025"
SR-1942	.51 - .71"	3/4" NPT	1.025"
SR-1937	.71 - .98"	1" NPT	1.280"

Couplings - Jaw



Flange



Insert

RPM #	Inside Diameter	Outside Diameter	Length of Complete Coupling
R050X5/8	5/8	1-1/16	1-3/4
R070X1/2	1/2	1-3/8	2
R070X5/8	5/8	1-3/8	2
R070X3/4	3/4	1-3/8	2
R075X3/8	3/8	1-3/4	2-1/8
R075X1/2	1/2	1-3/4	2-1/8
R075X5/8	5/8	1-3/4	2-1/8
R075X3/4	3/4	1-3/4	2-1/8
R075X7/8	7/8	1-3/4	2-1/8
R095X1/2	1/2	2-1/8	2-1/2
R095X5/8	5/8	2-1/8	2-1/2
R095X3/4	3/4	2-1/8	2-1/2
R095X7/8	7/8	2-1/8	2-1/2
R095X1	1	2-1/8	2-1/2
R095X1-1/8	1-1/8	2-1/8	2-1/2
R100X5/8	5/8	2-9/16	3-1/2
R100X3/4	3/4	2-9/16	3-1/2
R100X7/8	7/8	2-9/16	3-1/2
R100X1	1	2-9/16	3-1/2
R100X1-1/8	1-1/8	2-9/16	3-1/2
R100X1-1/4	1-1/4	2-9/16	3-1/2
R110X5/8	5/8	3-5/16	4-1/4
R110X3/4	3/4	3-5/16	4-1/4
R110X7/8	7/8	3-5/16	4-1/4
R110X1	1	3-5/16	4-1/4
R110X1-1/8	1-1/8	3-5/16	4-1/4
R110X1-1/4	1-1/4	3-5/16	4-1/4
R110X1-3/8	1-3/8	3-5/16	4-1/4
R110X1-5/8	1-5/8	3-5/16	4-1/4

RPM #	Outside Diameter	HP @ 1725 RPM
N035	5/8	0.10
N050	1-1/16	0.74
N070	1-3/8	1.26
N075	1-3/4	2.51
N090/095	2-1/8	4.14
N099/100	2-9/16	9
N110	3-5/16	22.51
N150	3-3/4	35
N190	4-1/2	48
N225	4-15/16	66

**other sizes available

Couplings - R-Flex

RPM #	Inside Diameter	Outside Diameter	Width	Length of Complete Coupling
3JX3/8	3/8	2-1/16	13/16	2
3JX1/2	1/2	2-1/16	13/16	2
3JX5/8	5/8	2-1/16	13/16	2
3JX3/4	3/4	2-1/16	13/16	2
4JX1/2	1/2	2-15/32	7/8	2-3/8
4JX5/8	5/8	2-15/32	7/8	2-3/8
4JX3/4	3/4	2-15/32	7/8	2-3/8
4JX7/8	7/8	2-15/32	7/8	2-3/8
4JX1	1	2-15/32	7/8	2-3/8
5JX1/2	1/2	3-1/4	1-1/16	2-7/8
5JX5/8	5/8	3-1/4	1-1/16	2-7/8
5JX3/4	3/4	3-1/4	1-1/16	2-7/8
5JX7/8	7/8	3-1/4	1-1/16	2-7/8
5JX1	1	3-1/4	1-1/16	2-7/8
5JX1-1/8	1-1/8	3-1/4	1-1/16	2-7/8
6JX5/8	5/8	4	1-7/32	3-3/8
6JX3/4	3/4	4	1-7/32	3-3/8
6JX7/8	7/8	4	1-7/32	3-3/8
6JX1	1	4	1-7/32	3-3/8
6JX1-1/8	1-1/8	4	1-7/32	3-3/8
6JX1-3/16	1-3/16	4	1-7/32	3-3/8
6JX1-1/4	1-1/4	4	1-7/32	3-3/8
6JX1-3/8	1-3/8	4	1-7/32	3-3/8



Flange

Other Sizes Available

EPDM		Hytrell		Diameter	Width
RPM #	HP @1725 RPM	RPM #	HP @1725 RPM		
3JINS	1.71			1-7/8	1
4JINS	3.42			2-5/16	1-1/4
5JINS	6.85			2-15/16	1-9/16
6JINS	12.85	6H	51.5	3-3/4	1-7/8
7JINS	20.71	7H	82.1	4-11/32	2-3/16
8JINS	32.42	8H	129.4	5-1/16	2-1/2
9JINS		9H	206.0	6	3

caution : Hytrell sleeves will transmit up to 4 times the rating of EPDM sleeves
they should not be used to replace an EPDM sleeve used with a "J" flange, change to an "S" flange



Insert

Couplings - Spiralink



Made in Canada



Spiro-Key

1/8" Metal Allen Wrench

Coupler	B & G #	HP Model	Rot.	Shaft Size
SL-10010 SL-10010HD (see below)	75	1/12	CW	1/2 x 1/2
	100	1/12		
	125	1/12		
	150	1/12		
	1-1/2"	1/6		
	2"	1/6		
	2-1/2"	1/4		
	or			
	LD3	1/4		
	HD3	1/3		
HV1"	1/6			
HV1-1/4"	1/6			
HV1-1/2"	1/6			
1"PR	1/6			
SL-10023	PD-35 PD-37	1/2 3/4	CCW	1/2 x 1/2 or 1/2 x 5/8
SL-10034	PD-38 PD-39	1 1	CCW	5/8 x 5/8
SL-10023	60-1 / 60-11	1/4	CCW	1/2 x 1/2
	60-2	1/3		
	60-3 / 60-13	1/2		
	60-4 / 60-14	3/4		
SL-10034	60-5 / 60-15	1/2	CCW	5/8 x 5/8
	60-6 / 60-16	3/4		
	60-8	3/4		
	60-17	1		
	60-19	1		
SL-10023	SERIES 1522 1S & 1T THRU 17S & 17T	1/4 THRU 2	CCW	1/2 x 1/2 or 1/2 x 5/8

- SL-10010HD = heavy duty spring for 1/3hp applications
- SL-10023 & SL-10034 C/W 1/2" x 5/8" sleeve
- rotation viewed from motor shaft end

Coupler	Armstrong #	HP Model	Rot.	Shaft Size
SL-10010 or SL-10010HD (see below)	S-25	1/12	CW	1/2 x 1/2
	S-34	1/6		
	S-35	1/6		
	S-45	1/4		
	S-46	1/3		
	H-32	1/6		
	H-41	1/6		
SL-10023	S-55	1/2	CCW	1/2 x 1/2 or 1/2 x 5/8
	S-57	3/4		
SL-10034	S-69	1	CCW	5/8 x 5/8
SL-10023	H-51	1/4	CCW	1/2 x 5/8
	H-52	1/3		
	H-53	1/2		
	H-54	3/4		
SL-10034	H-63	1/2	CCW	5/8 x 5/8
	H-64	3/4		
	H-66	3/4		
	H-65	1		
	H-67	1		

- SL-10023 & SL-10034 c/w 1/2" x 5/8" sleeve
- rotation viewed from motor shaft end

Coupler	Taco #	HP Model	Rot.	Shaft Size
SL-10045 c/w 2 pcs. 1/2 x 5/8 Sleeve	121	1/4	CW	1/2 x 1/2 OR 1/2 x 5/8 OR 5/8 x 5/8
	122	1/4		
	131	1/3		
	132	1/2		
	133	3/4		
	138	1		

Doerr

DOS-195




1 set of contacts
mounting holes : 2-11/16" C.-C.

LES-600 (Genuine Switch, Fibre Plastic) DOS-1 (RPM Switch, Fibreboard)



1 set of contacts, hole : 1-11/16"
mounting holes : 2-11/16" C.-C.
backplate : 2-3/8 X 3-1/2"

DOS-190 (Torq Switch, 1/4" contacts) DOS-19C (aftermarket, 5/16" contacts)



2 sets of contacts, hole : 1-11/16"
mounting holes : 2-11/16" C.-C.
backplate : 2-1/2 X 3-1/2"

DOS-191




2 sets of contacts, hole : 1-11/16"
mounting holes : 2-11/16" C.-C.
backplate : 2-3/8 x 3-1/2"

DOS19-4



4 sets of contacts, hole : 1-11/16"
mounting holes : 2-11/16" C.-C.
backplate : 3-1/2 x 2-3/8"

MS-7




4 sets of contacts, holes : 1-11/16"
mounting holes : 2-5/8" C.-C.
backplate : 2-1/2 X 3-1/2"

GS-310 (Torq Switch, Plastic) DOS-15 (RPM Switch, Fibreboard)




2 sets of contacts, hole : 2-1/4"
mounting holes : 2-3/4 & 3-3/8" C.-C.
backplate : 3-1/4 X 3-13/16"

LES-602 (Torq Switch, Plastic) DOS-25 (RPM Switch, Fibreboard)



2 sets of contacts, hole : 1-15/16"
mounting holes : 2-11/16" C.-C.
backplate : 3-1/16 x 3-7/16"

DOS25-4 (RPM Switch, Fibreboard)



4 sets of contacts, hole : 1-15/16"
mounting holes : 2-3/4" C.-C.
backplate : 3-1/2 x 2-15/16"

Doerr

Plastic Cooling Fans

Type A

Top View



Bottom View



Type B

Top View



Bottom View



Type C

Top View



Bottom View



RPM #	Type	O.D.	I.D. Press Fit	# of Fins	Fin Height
DOF-21	A	6	.500 X .660	14	11/16
DOF-27	B	7-3/4	.437 X .625	12	1-7/16
DOF-23	C	7-3/4	.530 X .790	12	1-1/2

Rotating Mechanism With Extended Spool



RPM #	I.D.	Spool O.D.	RPM
DOSM27-17	.737	2-1/4	1725
DOSM24-17	.869	2	1725

Rotating Mechanisms

Type A



Type B



Type C



Type D



Type E



Type F



Plastic Backplate

RPM #	Type	I.D.	Spool O.D.	RPM
ESM121-17C	F	.625	2	1725
ESM150-17C	B	.635	1-7/16	1725
ESM151-34C	B	.635	1-7/16	3450
ESM140-17	A	.670	2	1725
ESM126-34	B	.625	2	3450
ESM122-17	C	.750	2	1725
ESM122-17C	E	.750	2	1725
DOSM31-34	E	.750	2	3450
DOSM35-34	D	.8125	2-1/4	3450
DOSM33-17	D	1.1875	2-7/8	1725
DOSM37-17	D	1.220	2-7/8	1725



Metal Backplate

RPM #	I.D.	Spool O.D.	RPM
DOSM3-17	.729	2-1/4	1725
DOSM9-17	.815	2-3/4	1725
DOSM8-34	.869	2-1/4	3450
DOSM20-34	.869	2-3/4	3450
DOSM10-17	1.050	2-7/8	1725
DOSM29-17	1.250	2-7/8	1725

Emerson

ES-101C




1 set of contacts, mounting holes : 3-1/2" C.-C.
top : 4 quick connects
bottom : 5 quick connects, 2 bolts

ES-119C



1 set of contacts, mounting holes : 3-1/2" C.-C.
top : 3 quick connects
bottom : 2 quick connects, 2 bolts

ES-120



1 set of contacts, mounting holes : 3-1/2" C.-C.
top : 6 quick connctcs
bottom : 6 quick connects, 2 bolts

ES-125C




3 sets of contacts (2 open, 1 closed)
mounting holes : 3-1/2" C.-C.
top : 5 quick connects
bottom : 3 quick connects, 3 bolts

ES-126C




2 sets of contacts (both open)
mounting holes : 3-1/2" C.-C.
top : 4 quick connects
bottom : 2 quick connects, 2 bolts

ES-133C



1 sets of contacts
mounting holes : 3-7/16" C.-C.
top : 3 quick connects
bottom : 3 quick connects, 2 bolts

ES-187C



2 sets of contacts (both open)
mounting holes : 3-7/16" C.-C.
top : 4 quick connects
bottom : 3 quick connects, 2 bolts

ES-186



1 set of contacts, mounting holes : 3-1/2" C.-C.
top : 5 quick connects
bottom : 3 quick connects, 2 bolts

ES-105C



1 set of contacts, mounting holes : 3-15/16" C.-C.
bottom : 5 quick connects

Emerson

EB-151 1/4 x 5/8 x 7/8"
EB-150 5/16 x 5/8 x 7/8"
EB-152 3/8 x 3/4 x 1"



curved brush, carbon

BP5011T01



graphite brush, .221 x .647"
 3/16" quick connect

Rotating Mechanisms

Type A




Type B



Type C



Type D



Type E



Type F



Plastic Backplate

RPM #	Type	I.D.	Spool O.D.	RPM
ESM121-17C	F	.625	2	1725
ESM150-17C	B	.635	1-7/16	1725
ESM151-34C	B	.635	1-7/16	3450
ESM140-17	A	.670	2	1725
ESM126-34	B	.625	2	3450
ESM122-17	C	.750	2	1725
ESM122-17C	E	.750	2	1725
DOSM31-34	E	.750	2	3450
DOSM35-34	D	.8125	2-1/4	3450
DOSM33-17	D	1.1875	2-7/8	1725
DOSM37-17	D	1.220	2-7/8	1725

AR-705



rubber mount

ER-1952 2-1/2" O.D.
ER-1953 2-1/4" O.D.



rubber mount (pair)

Eyebolts



**Eyebolt
With Shoulder**

Metric

RPM #	Size mm
EYE-6	6
EYE-8	8
EYE-10	10
EYE-12	12
EYE-14	14
EYE-16	16
EYE-18	18
EYE-20	20
EYE-24	24

Imperial

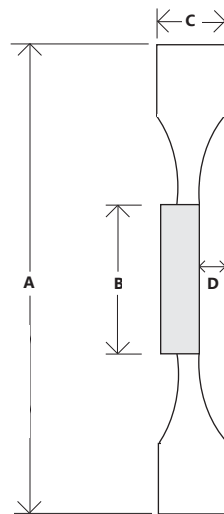
RPM #	Size
EYE-1/4	1/4
EYE-5/16	5/16
EYE-3/8	3/8
EYE-7/16	7/16
EYE-1/2	1/2
EYE-5/8	5/8
EYE-9/16	9/16
EYE-3/4	3/4
EYE-7/8	7/8

Fans - Blank Bore

Low Cost Cast Aluminum Fans

RPM #	Overall Diameter (A)	Hub Diameter (B)	# of Fins	Width Of Fins (C)	Hub Recess (D)
FAN-105	4-1/2	1-5/8	12	7/8	1/4
FAN-5	5	1-1/2	12	15/16	1/4
FAN-6	6	1-7/8	12	15/16	1/4
FAN-7	7	2-1/8	12	1-7/16	1/2
FAN-8	8	2-1/4	12	1-3/8	1/2
FAN-9	9	3-1/4	12	1-3/8	1/2
FAN-10	10	2-1/2	12	1-1/2	1/2
FAN-11	11	3-1/4	12	1-3/8	1/2
FAN-12	12	3-1/4	12	2	5/8
FAN-13	13	3-1/4	12	2	5/8
FAN-14	14	3-1/4	12	2	5/8
FAN-15	15	3-3/4	12	2-1/8	5/8
FAN-16	16	4-1/2	12	2-1/8	5/8
FAN-17	17	4-1/2	12	2-1/8	5/8
FAN-18	18	4-1/4	12	2-1/8	5/8

- fans 3-1/8" - 11" rated up to 3600 RPM
- fans 12" - 18" rated up to 1800 RPM



Fans & Hubs - Blue




Canadian Made !!!

Each fan can be combined with a series of interchangeable hubs to facilitate a wide range of shaft sizes. Both the fan and hub are manufactured from polypropylene and can withstand temperatures of 335 degrees Fahrenheit. Available in both standard and metric bores. All sizes listed are rated up to 3600 RPM.

Installation Tips: WHEN INSTALLING HUB: Warm fan to room temperature & support hub I.D.

Fan #	Diameter	Height	Hub #	I.D.	O.D.
F-10 F-20	4-7/8	1-1/16	H-120	.255"	28mm
	5-1/8	7/8	H-121	1/2	28mm
			H-122	5/8	28mm
			H-1214	14mm	28mm
			H-1216	16mm	28mm
			H-1219	19mm	28mm
			H-1220	20mm	28mm
			H-1222	22mm	28mm
F-30 F-40	6-1/2	1-3/16	H-340	.700	43mm
	6-3/4	1-1/4	H-341	1/2	43mm
			H-342	5/8	43mm
			H-343	3/4	43mm
			H-344	7/8	43mm
			H-3424	24mm	43mm
			H-3425	25mm	43mm
			H-3430	30mm	43mm
F-50 F-60	8-1/4	1-5/8	H-560	.640	57mm
	9-5/8	2-1/16	H-563	3/4	57mm
			H-564	7/8	57mm
			H-565	1-1/8	57mm
			H-566	1-3/8	57mm
			H-5628	28mm	57mm
			H-5630	30mm	57mm
			H-5632	32mm	57mm
			H-5638	38mm	57mm
			H-5640	40mm	57mm
			H-5645	45mm	57mm
F-70 F-80	11-5/8	2-1/8	H-780	1.110	70mm
	13-1/16	2-1/8	H-786	1-3/8	70mm
			H-787	1-5/8	70mm
			H-788	1-7/8	70mm
			H-7842	42mm	70mm
			H-7845	45mm	70mm
			H-7850	50mm	70mm

Fan Listing



RPM #	I.D.	O.D.	Height	Hub O.D.	# Of Fins	Reference / Comments	Material	Clamp	Keyway	Set Screw	Type
F-10 + H-120	.255	4-7/8	1-1/16		12	fan + hub	plastic				C
F-20 + H-120	.255	5-1/8	7/8		12	fan + hub	plastic				C
WGF-8700	.475	4-3/4	1	.700	9	Weg 6854.2492 0800.0727	plastic				D
MF-355	.500	4-1/2	7/8	.700	10	Marathon	plastic				B
GF-416	.500	4-3/4	1-5/16	1-1/4	18	GE	plastic			X	F
F-10 + H-121	.500	4-7/8	1-1/16		12	fan + hub	plastic		X		C
BAF-2105	.500	5	3/4	1-1/4	7	Baldor	plastic	X			A
F-20 + H-121	.500	5-1/8	7/8		12	fan + hub	plastic		X		C
F-30 + H-341	.500	6-1/2	1-3/16		12	fan + hub	plastic		X		C
F-40 + H-341	.500	6-3/4	1-1/4		12	fan + hub	plastic		X		C
WGF-8707	.590	5-1/4	15/16	13/16	9	Weg	plastic				D
WGF-8706	.590	6	1-3/8	7/8	9	Weg 0800.0913	plastic				D
MF-3691	.625	5	3/4	7/8	11	Leeson, has 1 flat	plastic				K
LSF-56	.620	5-1/2	7/8	7/8	7	Leroy Somer HC70A40C	plastic				G
BAF-201	.625	4-1/8	7/16	7/8	9	Baldor	plastic	X			I
GF-417	.625	4-3/4	1-5/16	1-1/4	18	GE	plastic			X	F
LEF-622	.625 x .437	4-3/4	7/8	15/16	12	Leeson	plastic				E
F-10 + H-122	.625	4-7/8	1-1/16		12	fan + hub	plastic		X		C
LEF-615	.625 x .437	5	3/4		11	Leeson	plastic				E
F-20 + H-122	.625	5-1/8	7/8		12	fan + hub	plastic		X		C
SSF-45	.625	5-3/4	15/16	1	12	A.O. Smith / Century	aluminum			X	H
GF-419	.625	5-3/4	1	1-1/4	12	GE	plastic			X	F
MF-351	.625	5-7/8	1	13/16	11	hub has 1 flat	plastic				K
MF-353	.625	6	1-1/16	13/16	11	hub has 1 flat	plastic				K
CF-540	.625	6	1-1/8	1-1/8	9	A.O. Smith / Century	plastic	X			A
CF-5480	.625	6	1-3/16	1-1/16	9	A.O. Smith / Century	plastic				L
LEF-616	.625 x .437	6	7/8		11	Leeson	plastic				E
F-30 + H-342	.625	6-1/2	1-3/16		12	fan + hub	plastic		X		C

Fan Listing



Type A
Press Fit With Key



Type B
Clamp



Type C
Fan + Hub, Press Fit



Type D
Press Fit



Type E
Press Fit



Type F
Press Fit



Type G
Clamp



Type H
Pin



Type I
Hub Has 2 Flats



Type J
Hub Has 2 Flats



Type K
Clamp



Type L
Set Screw



Type M
Press Fit



Type N
Press Fit



Type O
Press Fit




Type P
Metal Clip



Type Q
Spring Clamp


RPM #	I.D.	O.D.	Height	Hub O.D.	# Of Fins	Reference / Comments	Material	Clamp	Keyway	Set Screw	Type
F-40 + H-342	.625	6-3/4	1-1/4		12	fan + hub	plastic		X		C
DOF-27	.625 x .437	7-3/4	1-7/16	1-1/2	12	Doerr B6328-01	plastic				J
BRF-23	.625	7-3/4	1-5/16	7/8	7	Brook	plastic				H
MF-350	.625	8-1/4	1-1/2	1-3/8	14	Marathon	aluminum	X			B
BRF-25	.625	9	1-13/16	7/8	7	Brook	plastic				H
BAF-2180	.630	4-3/4	13/16	7/8	9	Baldor	plastic				P
BAF-2027	.630	6-1/4	3/4	1-1/4	7	Baldor	plastic	X	X		G
BAF-203	.630	6-7/8	1-1/8	1-5/8	8	Baldor	metal			X	L
BAF-2196	.635	5	3/4	1-1/4	7	Baldor	plastic	X	X		G
MF-356	.635	4-15/16	3/4	13/16	11	Marathon	plastic				D
BAF-2075	.635	5-1/4	3/4	.700	8	Baldor	metal				E
BAF-207	.635	6-1/8	3/4	1	8	Baldor	metal			X	E
BAF-208	.635	6-3/8	3/4	1-1/4	7	hub has 1 flat	plastic	X			G
BAF-2198	.640	4-1/4	3/4	1-1/4	7	Baldor	plastic	X	X		G
F-50 + H-560	.640	8-1/4	1-5/8		12	fan + hub	plastic		X		C
F-60 + H-560	.640	9-5/8	2-1/16		12	fan + hub	plastic		X		C
SSF-42	.660	4-3/4	1-1/16	1	22	A.O. Smith / Century	plastic				F
GF-422	.660	5-5/16	3/4	.800	12	hub has 2 flats	plastic				Q
DOF-21	.660 x .500	6	11/16	1	14	Doerr	plastic				I
CF-5470	.670	4-3/4	3/4	7/8	13	A.O. Smith / Century	plastic				N
CF-544	.670	5-3/8	9/16	7/8	13	A.O. Smith / Century	plastic				N
BAF-2032	.673	6-7/8	1-1/8	1-5/8	8	Baldor	metal			X	L
WGF-8701	.675	6-1/4	1-3/8	.900	9	Weg 0800.0913	plastic				H
USF-141809	.680	5-5/8	11/16	13/16	12	U.S. Motors 256208	plastic		key		A
F-30 + H-340	.700	6-1/2	1-3/16		12	fan + hub	plastic		X		C

Fan Listing




RPM #	I.D.	O.D.	Height	Hub O.D.	# Of Fins	Reference	Material	Clamp	Keyway	Set Screw	Type
F-40 + H-340	.700	6-3/4	1-1/4		12	fan + hub	plastic		X		C
MF-370	.750	4-1/2			10	Marathon	plastic				D
F-30 + H-343	.750	6-1/2	1-3/16		12	fan + hub	plastic		X		C
F-40 + H-343	.750	6-3/4	1-1/4		12	fan + hub	plastic		X		C
F-50 + H-563	.750	8-1/4	1-5/8		12	fan + hub	plastic		X		C
F-60 + H-563	.750	9-5/8	2-1/16		12	fan + hub	plastic		X		C
SSF-41	.780	4-3/4	1-1/8	1-3/16	22	A.O. Smith / Century	plastic				A
DOF-23	.790 X .530	7-3/4	1-1/2	1-1/16	12	Doerr	plastic				E
BAF-2185	.791	8-1/2	1-1/16	1-3/4	8	Baldor	metal			X	G
SSF-44	.810	5-3/8	1-5/16	1-3/16	11	A.O. Smith / Century	plastic				H
WGF-8708	.844	5-3/8	15/16	1-1/16	13	Weg 0800.0573	plastic				I
BAF-2190	.875	5-1/4	1-1/8	1-3/8	10	Baldor	plastic	X			F
LEF-629	.875	6	7/8	1-1/4	11	Leeson	plastic		key		O
BAF-2026	.875	6-3/8	3/4	1-1/4	7	Baldor	plastic	X	X		F
F-30 + H-344	.875	6-1/2	1-3/16		12	fan + hub	plastic		X		C
USF-360240	.875	6-3/4	1-1/4	1-1/8	8	U.S. Motors	plastic	X			K
F-40 + H-344	.875	6-3/4	1-1/4		12	fan + hub	plastic		X		C
USF-360985	.875	8	1-3/8	1-1/8	8	U.S. Motors	plastic	X			K
F-50 + H-564	.875	8-1/4	1-5/8		12	fan + hub	plastic		X		C
LEF-624	.875	8-3/8	1	1-5/16	11	Leeson	plastic		key		O
USF-399405	.875	9	1-5/8	1-1/4	14	U.S. Motors	plastic	X	key		N
F-60 + H-564	.875	9-5/8	2-1/16		12	fan + hub	plastic		X		C

Fan Listing




RPM #	I.D.	O.D.	Height	Hub O.D.	# Of Fins	Reference	Material	Clamp	Keyway	Set Screw	Type
BAF-209	.900	7	1-1/8	1-3/8	10	Baldor	plastic	X			G
BAF-2045	.908	7	1-1/8	1-5/8	8	Baldor	metal			X	E
BAF-2195	.910	5	3/4	1-1/4	7	Baldor	plastic	X	X		G
WGF-8705	.910	7	1-9/16	1-3/16	13	Weg 0800.1014	plastic				K
LSF-182	.930	7	1-1/16	1-1/8	7	Leroy Somer HC70A60	plastic				O
LSF-184	.930	7-3/4	1-3/8	1-1/8	7	Leroy Somer HC70A70	plastic				O
MF-359	.937	8-1/8	1-1/2	1-3/16	11	Marathon	plastic		key		B
MF-357	.937	9	1-1/2	1-3/16	11	Marathon	plastic		key		B
BAF-204	.984	8-1/2	1-1/16	1-3/4	8	Baldor	metal			X	E
BAF-206	.985	10-1/4	2-3/8	2-5/8	8	Baldor	aluminum			X	F
BAF-2085	.988	6-3/8	3/4	1-1/4	7	Baldor	plastic	X	X		G
SSF-46	1.000	5-3/8	1-3/16	1-3/8	11	A.O. Smith / Century	plastic				H
SSF-43	1.000	5-3/8	1-5/16	1-1/4	11	A.O. Smith / Century	plastic				H
CF-5465	1.062	5-3/8	7/8	1-9/16	13	A.O. Smith / Century	aluminum				J
FF-2903	1.100	5-3/16	1-1/8	1-5/16	12	Bluffton Motor	plastic				H
WGF-8712	1.100	5-7/8	1-1/2	1-3/8	13	Weg 0800.1138	plastic				K
F-70 + H-780	1.110	11-5/8	2-1/8		12	fan + hub	plastic		X		C
F-80 + H-780	1.110	13-1/16	2-1/8		12	fan + hub	plastic		X		C
WGF-8702	1.120	7-1/2	1-9/16	1-7/16	13	Weg	plastic				K
USF-360276	1.125	6-3/4	1-1/4	1-1/4	8	U.S. Motors	plastic	X	X		L
F-50 + H-565	1.125	8-1/4	1-5/8		12	fan + hub	plastic		X		C
LEF-627	1.125	9-1/4	1-1/8	1-9/16	11	Leeson	plastic		key		M
USF-378427	1.125	9-3/8	1-1/2	1-3/8	8	U.S. Motors	plastic	X			N
F-60 + H-565	1.125	9-5/8	2-1/16		12	Baldor	plastic		X		C
BAF-2203	1.150	5-7/8	1-1/16	2-3/8	11	Baldor	plastic	X	X		G
BAF-2202	1.150	7-1/2	1-1/16	2-3/8	11	Baldor	plastic	X	X		G
BAF-216	1.150	8-1/2	1	1-15/16	10	Baldor	plastic	X			G
BAF-2194	1.150	9	1-1/16	2-3/8	11	Baldor	plastic	X	X		G
BAF-2197	1.174	5-1/4	1-1/16	1-3/8	10	Baldor	plastic	X	X		G
BAF-2192	1.174	5-3/4	5/8	2-1/8	10	Baldor	aluminum			X	P

Fan Listing



RPM #	I.D.	O.D.	Height	Hub O.D.	# Of Fins	Reference	Material	Clamp	Keyway	Set Screw	Type
BAF-2095	1.174	7	1-1/8	1-1/2	10	Baldor	plastic	X	X		G
BAF-205	1.174	8-1/2	1-1/16	1-3/4	8	Baldor	metal			X	O
WGF-8703	1.190	9	1-5/8	1-1/2	13	Weg 0800.1332	plastic				B
WGF-8713	1.200	6-3/4	1-1/2	1-1/2	10	Weg	plastic				A
USF-347273	1.250	9	1-1/2	1-1/2	14	U.S. Motors	plastic	X			D
USF-347274	1.250	10-1/2	1-3/4	1-9/16	14	U.S. Motors	plastic	X			D
USF-171602	1.250	11	2-3/16	1-5/8	14	U.S. Motors	plastic	X			D
LSF-215	1.300	9-1/2	1-5/8	1-11/16	7	Leroy Somer HC70A80	plastic		X		E
LEF-618	1.320	6-1/2	7/8	1-9/16	11	Leeson	plastic				F
WGF-8721	1.339	5-1/4	1-3/8	1-5/8	9	Weg 0800.6814	plastic				A
BAF-215	1.360	8-1/2	1	1-7/8	10	Baldor	plastic	X	X		G
BAF-2193	1.375	7-1/4	5/8	2-1/4	9	Baldor	aluminum			X	H
MF-361	1.375	8	1-9/16	2-1/8	11	Marathon	plastic	X	X		I
MF-366	1.375	8-1/8	1-1/2	1-5/8	11	Marathon	plastic		key		J
USF-370427	1.375	8-1/4	2-1/8	1-3/8	14	U.S. Motors	plastic	X	key		D
F-50 + H-566	1.375	8-1/4	1-5/8		12	fan + hub	plastic		X		C
F-60 + H-566	1.375	9-5/8	2-1/16		12	fan + hub	plastic		X		C
MF-358	1.375	11	1-13/16	2-1/8	11	Marathon	plastic	X	X		I
USF-370428	1.375	11	2-1/8	1-7/16	14	U.S. Motors	plastic	X	key		L
F-70 + H-786	1.375	11-5/8	2-1/8		12	fan + hub	plastic		X		C
F-80 + H-786	1.375	13-1/16	2-1/8		12	fan + hub	plastic		X		C
WGF-8722	1.378	7-1/4	1-1/2	1-9/16	10	Weg 0380.1322	plastic				Q
BAF-2065	1.400	10-1/4	2-3/8	2-5/8	8	Baldor	aluminum			X	K
BAF-2186	1.420	5-5/8	5/8	1-1/2	12	Baldor	metal				N
BAF-2102	1.420	6-1/2	3/4	1-9/16	12	Baldor	metal				N
BAF-2199	1.500	7-1/2	1-1/16	2-5/16	11	Baldor	plastic	X	X		G
BAF-2204	1.500	7-5/8	1-5/8	2-3/8	11	Baldor	plastic	X	X		G
BAF-211	1.500	10-3/4	1-5/8	2-5/8	11	Baldor	plastic	X	X		G

Fan Listing



RPM #	I.D.	O.D.	Height	Hub O.D.	# Of Fins	Reference	Material	Clamp	Keyway	Set Screw	Type
LSF-1215510	1.525	11	2	1-3/4	7	Leroy Somer	plastic		X		N
LSF-141520	1.555	9-7/8	2-5/8	1-13/16	7	Leroy Somer	plastic		X		B
BAF-2103	1.600	6-1/2	3/4	1.700	12	Baldor	metal				A
BAF-210	1.600	8	1-1/4	1-3/4	10	Baldor	metal				A
F-70 + H-787	1.625	11-5/8	2-1/8		12	fan + hub	plastic		X		C
F-80 + H-787	1.625	13-1/16	2-1/8		12	fan + hub	plastic		X		C
LSF-2541	1.700 X 1.570	8-7/8	1-7/8	13/16	7	Leroy Somer, Spline	plastic		X		D
BAF-2189	1.700	10-1/4	1-3/4	2-7/16	11	Baldor	plastic	X	X		E
BAF-212	1.700	11-7/8	2	2-3/8	10	Baldor	plastic	X	X		E
BAF-2201	1.700	9-1/2	1-9/16	2-3/8	11	Baldor	plastic	X	X		E
WGF-8714	1.730	5-7/8	1-3/4	2	9	Weg	plastic				F
WGF-8704	1.730	9	1-7/8	2-1/8	9	Weg 6854.2485	plastic				F
BAF-2200	1.875	8-3/4	1-3/4	2-5/8	9	Baldor / Reliance	plastic		X		O
USF-362254	1.875	13-1/4	2	2	12	U.S. Motors	plastic	X	X		H
F-70 + H-788	1.875	11-5/8	2-1/8		12	fan + hub	plastic		X		C
F-80 + H-788	1.875	13-1/16	2-1/8		12	fan + hub	plastic		X		C
LSF-2561	1.930	12	2-3/8	2-1/8	7	Leroy Somer, Spline	plastic		X		I
WGF-8717	1.975	5-15/16	1-7/8	2-3/8	9	Weg 6524.7380	plastic				F
WGF-8718	2.000	9-1/8	1-13/16	2-3/8	9	6854.2487 / 6524.7720	plastic				F
BAF-213	2.000	13-1/4	2-1/4	3	10	Baldor	plastic		X		E
LSF-254	2.100	10	2-1/4	2-5/16	7	Leroy Somer, Spline	plastic		X		D
USF-375606	2.125	8-1/2	2-1/8	2-1/2	16	U.S. Motors	plastic	X	X		J
BAF-218	2.125	13-1/4	2-3/4	3-1/4	15	Baldor	plastic		X		K
MF-367	2.250	17	2-1/8	3	13	Marathon	plastic		X		L
CF-5485	2.350	7-5/8	1-1/4	3	11	A.O. Smith / Century	aluminum				M
BAF-214	2.375	13-3/8	2-3/4	3-3/8	15	Baldor	plastic		X		K

Franklin / Bluffton Motor Works

FS-320 (RPM Switch)

1 set of contacts 1/4" diameter



mounting holes : 1-1/2 x 2-1/2" c.c.

FS-366



2 sets of contacts, 1 nc, 2 no
mounting holes : 3-3/8" c.-c.
ref : Coastal Spa

FS-369



1 set of contacts
mounting holes : 3-3/8" c.-c.
ref : Fill-Rite

FS-277



3 sets of contacts, made by TORQ
mounting holes : 2-5/8" c.-c. hole dia. 1-7/8"
top : 10 quick connects
bottom : 9 quick connects, 3 bolts

FS-276



1 set of contacts, made by TORQ
mounting holes : 2-5/8" c.-c. hole dia. 1-7/8"
top : 5 quick connects
bottom : 8 quick connects, 2 bolts

AR-705



rubber mount 1-11/16 x 2-1/2 x 3/8"

FI-46



rubber bearing insert for 608 bearing

FB-42

1/4"

FB-43

5/16"



self-aligning bearing kit

WS-7

1/2"

WS-8

5/8"



water slinger

RPM #	I.D.	rpm
FSM57-17	3/4	1725
**FSM72-17	3/4	1725
FSM58-34	3/4	3450
**FSM74-34	3/4	3450
FSM65-2	3/4	3450/1725
FSM73-2	3/4	3450/1140
FSM67-2	7/8	1725/1140

** 50 hertz



round spool 2-1/4" o.d.

Franklin Electric

RPM #	Franklin #	Volts	HP	mfd
FCO-973	151033973	115	1/3	151 - 191
FCO-974	151033974	230	1/3	44 - 53
FCO-975	151033975	115	1/2	250 - 300
FCO-976	151033976	230	1/2	59 - 71
FCO-978	151033978	230	3/4	86 - 103
FCO-979	151033979	230	1	105 - 126
FCO-980	151033980	230	1-1/2	105 - 126



Start Capacitor Overload Assembly 2-1/16 x 4-3/8"

RPM #	Volts	HP	mfd
275464125	115	1/3	159 - 191
275464126	230	1/3	43 - 53
275464201	115	1/2	250 - 300
275464105	230	1/2	59 - 71
275464118	230	3/4	86 - 103
275464113	230	1	105 - 126




2-1/16 x 4-3/8" Long Start Capacitor

RPM #	Franklin #	Volts	HP
FR-101	155 031 101	115	1/3 - 1/2
FR-102	155 031 102	230	1/3 - 5
FR-103	155 031 103	208	1/3 - 5
FR-104	155 031 601	230	5 & larger



Voltage Relay

RPM #	Franklin #	Volts	HP
FRK-901	305 102 901	115	1/3 - 1/2
FRK-902	305 102 902	230	1/3 - 5
FRK-903	305 102 903	208	1/3 - 5



Voltage Relay Kit, includes relay, clamp, lead wires

RPM #	HP	Volts
305 101 905	1/3	115
305 101 901	1/3	230
305 101 906	1/2	115
305 101 902	1/2	230
305 101 903	3/4	230
305 101 904	1	230



Blue Relay Kit, includes relay, clamp, lead wires

General Electric

GS-301S



Torq switch (sub for GS-301)
1 set of contacts, mounting holes : 2-1/4" c.-c.

GS-302



1 set of contacts
mounting holes : 1-7/8" c.-c.

GS-300

(RPM Switch)



1 set of contacts
mounting holes : 2-5/8" c.-c.

GS-325

(RPM Switch)



1 set of contacts
mounting holes : 2-15/16" c.-c.

GS-311




includes terminal kit, 1 set of contacts
mounting holes : 2-7/8" c.-c.

GS-312



includes terminal kit, 1 set of contacts
mounting holes : 3-5/8 x 2-5/8" c.-c.

GS-313




includes terminal kit, 3 sets of contacts
mounting holes : 3-5/8 x 2-5/8" c.-c.

GS-3135



includes terminal kit, 2 sets of contacts
mounting holes : 3-5/8 x 2-5/8" c.-c.

GS-310



2 sets of contacts
mounting holes : 2-3/4 & 3-3/8" c.-c.
plate size : 3-7/8 x 3-1/4", hole I.D. : 2-1/4"

GS-385



dryer switch, mounting holes : 2-5/8" c.-c.
top : 5 quick connects
bottom : 3 quick connects

GSK-1000



1725 rpm rotating mechanism / stationary switch kit
mounting holes on switch : 3" c.-c. plastic spool o.d. 2-7/8"



General Electric


GS-3650C

(This Switch Is Submersed In Oil)



2 sets of contacts, normally open
mounting holes : 3-5/8" c.-c.
top : 3 quick connects
bottom : 9 quick connects, 2 bolts

GS-3651C



1 set of contacts, mounting holes : 3-5/8" c.-c.
top : 3 quick connects
bottom : 9 quick connects, 2 bolts

GS-3655C



3 sets of contacts (2 open, 1 closed)
mounting holes : 3-5/8" c.-c.
top : 3 quick connects
bottom : 13 quick connects, 3 bolts

GS-3652C



1 set of contacts
mounting holes : 2-5/16" C.-C.
bottom : 2 quick connects

GS-3657



1 set of contacts
top : 0 quick connects
bottom : 5 quick connects

GS-3656



3 sets of contacts (2 open, 1 closed)
mounting holes : 2-5/16" c.-c.
bottom : 5 quick connects

R-9719



reversing switch
mounting holes : 1-1/4 & 3-9/16" c.-c.

GSM494-17C 1725 rpm
GSM496-34 3450 rpm
GSM497-2 3450/1725 rpm



.670" I.D. 2" spool O.D.

GSM464-17 1725 rpm
GSM466-8 1725/850 rpm



3/4" I.D. 1-7/8" spool O.D.

RPM #	Backplate I.D.	Spool I.D.	Spool O.D.	rpm
GSM490-17	.869	1-1/8	2-1/4	1725
GSM480-17	1.127	1-3/4	2-7/8	1725
GSM486-17	1.352	1-3/4	3-1/4	1725
GSM488-17	1.605	1-3/4	3-1/4	1725



synchrosnap

General Electric

GEB-3000



GE # 625A589ACP1
graphite brush, bevelled top
3/8 x 5/8 x 1-1/8" long

GEB-3025



GE # 36A167400AAP1, carbon brush
3/8 x 1 x 1-1/8" long

GEB-3005



GE # 625A649AK5, carbon brush
1/2 x 5/8 x 1-7/16" long

GEB-3050



GE # 894A506P01
carbon brush
3/8 x 1 x 1-1/4 long



GEB-3085 carbon split brush
GE # 36A167402AAP04
3/4 x 1-1/4 x 2" long metal slide



GEB-3040 graphite split brush
GE # 893A643AA001
5/8 x 1/2 x 2" long

GEB-3060 carbon split brush
GE # 36A167402AA002
3/4 x 1-1/4 x 1-3/4" long red top

GEB-3020 carbon split brush
GE # 36A167401AA8
5/8 x 7/8 x 1-1/2" long

GEB-3035



GE # 625A637AA1
carbon brush 1/8 x 1/4 x 9/16" long



GEB-3055 graphite brush
GE # 625A619CA006
1/4 x 3/8 x 7/8" long



GEB-3070 carbon split brush
GE # 36A164456AAP21
5/8 x 1-1/4 x 2-1/8" long

GEB-3030 graphite brush
GE # 625A682CA1
1/4 x 1/2 x 7/8" long

GEB-3125 carbon split brush
GE # 36A164451ABP18
3/4 x 1-1/2 x 2-7/8" long

GEB-3090 carbon brush
GE # 625A676HA1
5/16 x 3/8 x 3/4" long

GEB-3080 carbon split brush
GE # 36A164452AAP21
7/8 x 1-1/2 x 3" long

GEB-3105 carbon brush
GE # 625A651CA001
3/8 x 5/8 x 15/16" long

GEB-3115 carbon split brush
GE # 36A164453AAP21
1 x 1-1/2 x 3-1/8" long

GEB-3010 graphite brush
GE # 625A600AB08
1/2 x 1/2 x 7/8" long

General Electric



Bushings

RPM #		I.D.	O.D.	Length
GB-425	not reamed	1/2	5/8	5/8
GB-426	reamed	1/2	5/8	5/8
GB-427	not reamed	1/2	5/8	13/16
GB-428	reamed	1/2	5/8	13/16
GB-429	not reamed	5/8	3/4	13/16
GB-430	reamed	5/8	3/4	13/16

GA-436



1/2 to 5/8" shaft adapter
c/w key

GA-435



5/8 to 3/4" shaft adapter

GR-4465



rubber mount (pair)
1-5/8 x 2-1/4 x 5/16"

GR-4411 1-3/4 x 2-1/2 x 3/8"
GR-4412 1-9/16 x 2-1/4 x 5/16"




rubber mount - 16 slots

GF-416 1/2 x 4-3/4"
GF-417 5/8 x 4-3/4"
GF-419 5/8 x 5-3/4"



plastic external cooling fan

GF-422



plastic cooling fan, 2 flats on I.D.
.660 x 5-5/16"

GF-19MX



aluminum cooling fan
.985 x 7-1/8"

GSB-3414



5-1/2" endbell, open
bearing size 6203

GF-439



felt wick
5/16 x 3/4"

GF-4396



felt wick
1/2 x 5/8 x 5-1/8"

GF-4398



felt wick
3/4 x 5/8 x 5/16"

Indiana General

Series 45



221101-03

(REF. # 2-1859)
brush 1/4 x 5/8 x 5/8" long



BCAP-249

brush cap 7/8" O.D.

Series 46



221081-04

(REF. # 16-109)
brush 3/8 x 3/4 x 1-1/8" long



221081-08

brush spring 5/8 x 1-1/16"

Series 65



221102-02

(REF. # 2-1866)
brush 3/8 x 3/4 x 11/16" long



BCAP-249

brush cap 7/8" O.D.

Series 66



221081-10

(REF. # 16-123)
brush 3/8 x 1 x 1-1/2" long



221081-13

(ref. # SPR-476)
brush spring 7/8 x 1-7/16"


Leeson

LES-600 (Leeson switch, plastic)
DOS-1 (RPM switch, fi bre board)




1 set of contacts
 mounting holes : 2-11/16" C.-C.
 plate size : 3-3/8 x 2-1/2"

DOS-190 (Torq Switch, 1/4" contacts)
DOS-19C (aftermarket, 5/16" contacts)



2 sets of contacts
 mounting holes : 2-11/16" C.-C.
 plate size : 3-3/8 x 2-1/2"

LES-602 (Torq switch, plastic)
DOS-25 (RPM switch, fi bre board)



2 sets of contacts
 mounting holes : 2-11/16" C.-C.
 plate size : 3-3/8 x 3"

GS-310 (Torq switch, plastic)
DOS-15 (RPM switch, fi bre board)



2 sets of contacts
 mounting holes : 2-3/4 & 3-3/8" C.-C.
 backplate : 3-1/4 x 3-13/16"
 hole : 2-1/4"

BAS-251



2 sets of contacts
 mounting holes : 2-1/2" C.-C.

LEB-620



motor base
 base size : 6-1/2 x 4"
 mounting holes : 4-7/8 x 3"

Rotating Mechanisms

RPM #	rpm	I.D.	O.D.	Fig
LESM610-34	3450	.737	2-1/4	1
LESM615-34	3450	.737	2-1/4	2
LESM611-17	1725	.737	2-1/4	1
LESM616-17	1725	.737	2-1/4	2
LESM613-11	1140	.737	2-1/4	1
LESM620-11	1140	.737	2-1/4	2
LESM612-17	1725	.869	2-3/4	1
LESM619-17	1725	1.125	3	1
LESM621-34	3450	1.125	3	1
LESM617-17	1725	1.325	2-7/8	1
LESM614-11	1140	1.325	2-7/8	1



Fig. 1



Fig. 2

Leeson



Type A
plastic, flatted hole



Type C
plastic, key



Type D
plastic



Type F
plastic, flatted hole

RPM #	I.D."	O.D."	Type
LEF-622	7/16 x 5/8	4-3/4	A
LEF-615	7/16 x 5/8	5	A
LEF-616	7/16 x 5/8	6	A
MF-3691	9/16 x 5/8	5	F
LEF-629	.875	6	C
LEF-624	.875	8-3/8	C
LEF-627	1.125	9-1/4	C
LEF-618	1.320	6-1/2	D

3/8" x 1-1/4" x 1-1/4" Graphite



LB-1 90VDC 1/4" slot .075" shunt diameter

LB-15 12 & 24VDC 3/8" slot .125" shunt diameter

LB-12 180VDC 1/4" slot .075" shunt diameter

LB-3



graphite brush
3/8 x .780 x 13/16"

LB-5



graphite brush
5/16 x 7/8 x 1-1/4"

LB-7 Graphite



5/16 x 5/16 x 1/2"

YP00435



graphite brush
5/16 x 1-1/4 x 1-1/4"

YP00501



carbon brush
5/16 x 7/8 x 1-1/4"

LBS-20



brush spring
3/8 x 1-1/4"

LBS-21 1/4" wide LBS-22 3/8" wide



brush spring
15/16" long

LBS-23



brush clip

Leroy Somer



Fig. 1



Fig. 2



Fig. 4



Fig. 6

RPM #	I.D. mm	O.D. mm	Height mm	Fig	# on Fan
LSF-56	15	133	22	1	414185 / HC70A40
LSF-182	23	165	27	1	614102 / HC70A60
LSF-184	23	185	35	1	714102 / HC70A70
LSF-215	33	229	41	1	814161 / HC70A80
* LSF-1215510	39	269	50	4	1215510
* LSF-2541	42	225	48	6	800014601
* LSF-2561	49	290	60	2	14122010
* LSF-254	53	253	57	6	160116

* spline shaft

- other fans available, please supply nameplate info

LSSB-800 Carbon
LSSB-8020 Graphite



5/16 x 5/8 x 7/8"

LSSB-8010



1/4 x 5/8 x 7/8" graphite

EB-152 Carbon
BP5000T15 Graphite



3/8 x 3/4 x 1"

Limit Switches

Features

- UL Recognized
- Internal Grounding Screw
- Dustproof, Oil Tight, Water Resistant
- Temperature Range -15C. - +70C.
- Contact Arrangement, 2 Circuits : 1 N.O., 1 N.C.
- Max Operating Frequency 120 Mechanical Operations
30 Electrical Operations

RCM400



standard roller lever
body : 1-1/8 x 3-1/4"
5A @ 125/250VAC, 0.4A 115VDC

RCM401



4" adjustable length roller lever
body : 1-1/8 x 3-1/4"
5A @ 125/250VAC, 0.4A 115VDC

RCM402



5" adjustable rod lever
body : 1-1/8 x 3-1/4"
5A @ 125/250VAC, 0.4A 115VDC

RCM403



3-1/4" coil spring rod
body : 1-1/8 x 3-1/4"
5A @ 125/250VAC, 0.4A 115VDC

RCM404



3-1/4" coil spring rod (plastic top)
body : 1-1/8 x 3-1/4"
5A @ 125/250VAC, 0.4A 115VDC

RCL301



standard roller lever
body:1-5/8 X 2-7/8", 10A @ 125, 240, 480 or
600VAC, 0.8A 125VDC , 0.4A 250VDC
1/2" conduit opening

RCL303



4" adjustable length roller lever
body:1-5/8 x 2-7/8", 10A @ 125, 240, 480 or
600VAC, 0.8A 125VDC , 0.4A 250VDC
1/2" conduit opening

RCL305



6-1/4" adjustable rod lever
body:1-5/8 x 2-7/8", 10A @ 125, 240, 480 or
600VAC, 0.8A 125VDC , 0.4A 250VDC
1/2" conduit opening


RCL306



4-1/2" wobble head coil spring rod
body:1-5/8 x 2-7/8", 10A @ 125, 240, 480 or
600VAC, 0.8A 125VDC , 0.4A 250VDC
1/2" conduit opening

Marathon

MS-7



4 sets of contacts
mounting holes : 2-11/16" c.-c.

MS-26C




2 sets of contacts
mounting holes : 4-1/4" c.-c.

MS-27



2 sets of contacts (1 open, 1 closed)
mounting holes : 2-3/8" c.-c.

MS-25




1 set of contacts
mounting holes : 4-3/8" c.-c.

GS-310 (TORQ Switch, Plastic)
DOS-15 (RPM Switch, Fibre Board)




2 sets of contacts
mounting holes : 2-3/4 & 3-3/8" c.-c.
backplate : 3-1/4 x 3-13/16"
hole : 2-1/4"

MS-24-TORQ



4 sets of contacts
replaces MS-24S
mounting holes : 4-1/4 x 4-7/8" c.-c.

MS-28



1 set of contacts normally closed
mounting holes : 4-3/8" c.-c.
top : 10 quick connects, 2 bolts
bottom : 5 quick connects

MS-30C



1 set of contacts normally open
mounting holes : 4-3/8" c.-c.
top : 13 quick connects, 2 bolts
bottom : 2 quick connects

MS-31



1 set of contacts normally open
mounting holes : 2-15/16 & 2-7/8" c.-c.
top : 14 quick connects, 2 bolts
bottom : 3 quick connects

MS-33



1 set of contacts normally closed
mounting holes : 2-15/16 & 2-7/8" c.-c.
top : 11 quick connects, 3 bolts
bottom : 4 quick connects

Marathon

MR-54 1-5/8 x 2-1/2 x 5/16"



rubber mount (pair)

GR-4465 1-5/8 x 2-1/4 x 5/16"



rubber mount (pair)

MR-52 2-1/2 O.D. 5/16" THICK

MR-56 2-1/4 O.D. 5/16" THICK



rubber mount (pair)

MDB-1420



5.5" TE drive endbell
brg size : 6203

MDB-1422



5.5" TE drive endbell
brg size : 6203
c/w 2-1/4" rubber mount

MDB-1484



5.5" open drive endbell
brg size : 6203
c/w 2-1/2" rubber mount

MSB-1303



5.5" open non-drive endbell
brg size : 6203
c/w 2-1/2" rubber mount

MSB-6116830



6.5" open non-drive endbell
brg size : 6203
commonly seen on condensor
fan motors

MDB-1833



6.5" TE drive endbell
brg size : 6205 / 6304

Sleeve Bearing Not Reamed



RPM #	I.D."	O.D."	Length
MB-60	1/2	.622	13/16

Marathon

Rotating Mechanisms

RPM #	RPM	Fig.	I.D."	Spool O.D."
MSM49-34	3450	2	1.125	2-7/8
MSM55-17	1725	1	1.350	2-7/8
MSM54-34	3450	1	1.350	2-7/8
MSM46-17	1725	2	1.475	2-7/8
MSM47-11	1140	2	1.475	2-7/8




Fig. 1



Fig. 2

RPM #	RPM	I.D."	"A"	# Of Notches
MSM60-17	1725	.669	1.125	4
MSM59-17	1725	.669	1.375	3
MSM57-34	3450	.669	1.375	3
MSM71-34	3450	.669	1.375	2



1.850" Spool O.D.

Marathon

MF-350 5/8 x 8-1/4"



aluminum external cooling fan

MF-361 1-3/8 x 8"
MF-358 1-3/8 x 11"



plastic cooling fan

MF-356 .635 x 4-15/16"



external plastic cooling fan

MF-368 15/16 x 5-7/8"

MF-359 15/16 x 8-1/8"

MF-357 15/16 x 9"

MF-366 1-3/8 x 8-1/8"

MF-6850 1-3/8 x 10-7/8"



plastic external cooling fan
with plastic key, no hose clamp included

MF-351 5/8 x 5-7/8" (flat hole)

MF-353 5/8 x 6" (flat hole)



external plastic cooling fan

MF-355 1/2 x 4-1/2"

MF-370 3/4 x 4-1/2"



plastic cooling fan

MF-3691



plastic cooling fan, flat hole, 5/8 x 5"

MF-367



plastic cooling fan
2-1/4 x 17"

MF-6581



plastic cooling fan
1.595 x 6-1/8"

MFC-1050 10-5/8" I.D. x 3-7/8" deep

MFC-1040 10-7/8" I.D. x 4-1/2" deep



plastic fan cover

MFC-1010 Gray

MFC-1030 Black




plastic fan cover, 7 x 2-1/8"

Miscellaneous

OS-6

(OHIO)



1 set of contacts
mounting holes : 2-1/8" C.-C., hole : 1-3/8"
backplate : 2-3/8 x 2-9/16"

KCS-11

(Kingston-Conley)



1 set of contacts, top : 3 quick connects
mounting holes : 1-7/8" C.-C.

TS-24



dustite switch
mounting holes : 1-5/8 x 7/8" C.-C.

VS-55



1 set of contacts
mounting holes : 2-13/16" C.-C.
plate I.D. : 2-1/4"

VS-56



1 set of contacts
contacts on top part of plate
mounting holes : 1-7/8 & 1-1/16" C.-C.
plate I.D. : 1-11/16"
see S-6013 below for possible substitute

VS-57



1 set of contacts
contact under the switch plate
mounting holes : 1-7/8 & 1-1/16" C.-C.
plate I.D. : 1-11/16"
see S-6013 below for possible substitute

S-6013



1 set of contacts 5/16" diameter
mounting holes : 2-1/16" C.-C.
plate : I.D. 7/8", O.D. 2-7/16"

VSM59-34C



3450 rpm centrifugal mechanism
16mm I.D. 33mm O.D. spool

VSM60-17X

1725 rpm

VSM61-34C

3450 rpm




top view

bottom view

centrifugal mechanism
13.5mm I.D. 34mm O.D. spool


ASK-282



switch/mechanism kit for off-shore motors
mounting holes : 74mm
28mm I.D. 82mm O.D. spool, 3600 rpm

TOS-1A

(Toshiba)



2 sets of contacts
mounting holes : 3" C.-C.

Off-Shore Parts

Stationary Switches




Fig. 1




Fig. 2

RPM #	Fig.	"A"	Mtg Holes c.-c.
AS-14	1	33mm	56mm
AS-17	1	36mm	70mm
AS-1719	1	41mm	80mm
AS-2022	1	48mm	80mm
AS-2527	1	53mm	90mm
AS-34	1	64mm	100mm
AS-1719A	2	41mm	59mm

Centrifugal Mechanisms

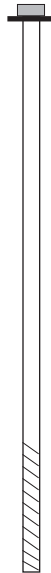


RPM #	I.D. (Metal)	O.D. (Plastic)	RPM
ASM14-17	14mm	45mm	1725
ASM14-34	14mm	45mm	3450
ASM17-17	17mm	48mm	1725
ASM17-34	17mm	48mm	3450
ASM172-17	17mm	54mm	1725
ASM172-34	17mm	54mm	3450
ASM192-17	19mm	55mm	1725
ASM192-34	19mm	55mm	3450
ASM20-17	20mm	62mm	1725
ASM20-34	20mm	62mm	3450
ASM22-17	22mm	62mm	1725
ASM22-34	22mm	62mm	3450
ASM25-17	25mm	70mm	1725
ASM25-34	25mm	70mm	3450
ASM27-17	27mm	70mm	1725
ASM27-34	27mm	70mm	3450
ASM34-17	34mm	86mm	1725
ASM34-34	34mm	86mm	3450

Miscellaneous

Thru Bolts

RPM #	Length	Thread
TB-053083	5-5/8	8-32
TB-074083	7-1/2	8-32
TB-085083	8-5/8	8-32
TB-087083	8-3/4	8-32
TB-091083	9-1/8	8-32
TB-095083	9-5/8	8-32
TB-098083	9-3/4	8-32
TB-100083	10	8-32
TB-106083	10-3/4	8-32
TB-112083	11-1/4	8-32
TB-065103	6-5/8	10-32
TB-071103	7-1/8	10-32
TB-076103	7-3/4	10-32
TB-091103	9-1/8	10-32
TB-096103	9-3/4	10-32
TB-106103	10-3/4	10-32
TB-112103	11-1/4	10-32
TB-067102	6-7/8	10-24
TB-073102	7-3/8	10-24
TB-076102	7-3/4	10-24
TB-082102	8-1/4	10-24
TB-083102	8-3/8	10-24
TB-086102	8-3/4	10-24
TB-101102	10-1/8	10-24



OILER



Zoom-Spout oiler
14" telescoping spout
4 fl. oz., 12 bottles / case

RUST



Rust Buster
14" telescoping spout
4 FL. OZ., 12 bottles / case

A-284



1 lb. Permawick

RS-12 1/2 x 6"
RS-58 5/8 x 6"
RS-60 5/8 x 2-1/2"



plastic rainshield

RIVET-1 1/8" Dia.
RIVET-2 3/32" Dia.



nameplate rivets 100 / pkg.

PB-600



start-stop, 600 volt / 10 amps
momentary contacts
Nema 1 metal enclosure, CSA


PB-602



up-down-stop, 240 VAC max. / 5 amps
Nema 1 metal enclosure, CSA

Miscellaneous

Rubber Vibration Insulators



RPM #	A	B	C	D
RV-67805	1/4	1	3/4	1/2
RV-67804	5/16	1	1	5/8

MFD-10
(Supco)



Capacitor Tester

gives the mfd value on start & run capacitors from 1 to 10,000 mfd. also checks for open & shorted capacitors and detects weak capacitors

MRC-12C Clamp Style
MRC-12R Ring Terminal



Automatic Battery Charger


keeps battery at full charge - all winter long, worry free - just plug it in won't burn out your battery great for motorcycles, boats, snowmobiles RV's etc.

Terminal Box c/w Gaskets & Bolts

- UCB-4617** 3 x 4 x 2-1/2" deep
 - UCB-4618** 4 x 5 x 3" deep
 - UCB-4619** 5 x 7-1/2 x 4-1/2" deep
 - * **UCB-4620** 6 x 12 x 7" deep
- * no gasket or bolts available



NAME-1 1-9/16 x 2-11/16"
NAME-2 1-3/4 x 3-1/2"



aluminum nameplates

Weller Soldering Tips



WEL-7135W

for model 8200, length 2-9/16"
approx. thickness .090"



WEL-7250N

for model D550, length 3-1/8"
approx. thickness .120"

Weller Switch



WEL-7324

for model D550, body size 1" x 1-1/2"

Miscellaneous

WIRE MARKERS



WM-1615-(indicate marker #)
aluminum 3-1/4" long, for 3/8" - 7/8" diameter leads, sold per 100



WMC-(indicate marker #)
cloth 1-1/2" long, 36 markers per card sold per card

MM-0-9



Mity Mark tape dispenser c/w tape rolls 0-9, replacement rolls available

TAG-100



Top View



Bottom View

repair tags, sold per 100
tag size : 3 x 8"

3M Tape Dispenser



3MSTD-0-9
tape dispenser c/w tape rolls 0-9

A89000



fan blade and hub puller
body length : 5-1/4", ID : 1-13/16"

BRK-55



5.5" motor mounting bracket
heavy gauge sheet metal



WM-3M (indicate #)
replacement rolls, indicate which # when ordering

TEMPILSTIK-213



temperature indicator 213F. / 101C.
stroke surface. a liquid smear will appear at the rated temperature

LA-WH



Wilson lace hook 5-3/8" long

LUBRICAP



grease fitting covers, bright red molded rubber, internal lip holds cap in place & keeps paint, cleaning fluid & dirt out

Miscellaneous

Flexible Strip Heaters

RPM #	Watts	Volts	Size
HEAT-251	25	120	1 x 5"
HEAT-252	25	240	1 x 5"
HEAT-501	50	120	1 x 10"
HEAT-502	50	240	1 x 10"
HEAT-751	75	120	1 x 15"
HEAT-752	75	240	1 x 15"
HEAT-1001	100	120	1 x 20"
HEAT-1002	100	240	1 x 20"
HEAT-1251	125	120	1 x 25"
HEAT-1501	150	120	2 x 15"
HEAT-1502	150	240	2 x 15"
HEAT-2001	200	120	2 x 20"
HEAT-2002	200	240	2 x 20"
HEAT-2501	250	120	2 x 25"
HEAT-2502	250	240	2 x 25"



Install these flexible silicone rubber strip heaters to prevent condensation from building up in motors. They are installed under the end turns in the stator shell and are rated at 5 watts per inch of length.
size : .055" thick

Motor Speed Controls


- typical applications : fans, air conditioners, fireplace blowers, attic fans humidifiers, ventilators, ceiling fans, range hoods, etc.
- designed to fit standard 2 x 4" electrical wall box
- solid state, U.L. & CSA approved
- full wave phase control circuitry minimizes power loss
- infinite variable speed adjustment permits individual selection of air volume, motor speed, and noise level

MC-100F220V




2.5A 240V rating, knob & face plate included
plate size : 2-3/4 x 4-1/2"

MC-100F



2.5A 120V rating, knob included

MC-100P



2.5A 120V rating, knob & face plate included
plate size : 2-3/4 x 4-1/2"

MC-105F



5A 120V rating, knob & face plate included
plate size : 2-3/4 x 4-1/2"

MC-105FR



5A rating 120V with reversing switch
knob & face plate included
plate size : 2-3/4 x 4-1/2"

MC-150F



10A 120V rating, with heat sink
comes with knob & face plate
plate size : 2-3/4 x 4-1/2"

MC-200F



15A 120V rating, with heat sink
comes with knob & face plate
plate size : 4-1/2 x 4-1/2"

Motors - Vacuum



Fig G
Thru-Flow Discharge



Fig A
Thru-Flow Discharge



Fig B
Peripheral Discharge



Fig C
Peripheral Discharge



Fig D
Tangential Discharge



Fig F
Tangential Discharge
Tapered Bottom Cover

RPM #	Fig.	Diameter	Total Height	# Of Stages	Voltage	Max Amps	Bearings
122167-00	G	4.3	4-3/4	1	120	12.1	ball / ball
116309-01	A	5.7	4-1/2	1	120	6.8	ball / ball
+116455-50	A	5.7	4-1/2	1	120	6.7	ball / sleeve
116310-00	A	5.7	4-5/8	1	240	4.2	ball / sleeve
116311-01	A	5.7	5-3/4	2	120	7.7	ball / ball
116312-00	A	5.7	5-3/4	2	240	4.4	ball / sleeve
* 116757-13	B	5.7	6-5/8	2	120	7.9	ball / ball
* 116758-13	B	5.7	6-5/8	2	120	9.1	ball / ball
* 116763-13	B	5.7	7	2	120	11.3	ball / ball
116299	C	5.7	5-1/8	1	120	5.6	ball / sleeve
116196-00	C	5.7	5-5/16	1	120		ball / sleeve
116340-00	C	5.7	5-5/16	1	240		ball / sleeve
116336-01	C	5.7	6-3/8	2	120	8.0	ball / ball
116125-00	C	5.7	6-3/8	2	240	3.3	ball / sleeve
116514-13	C	5.7	7-7/8	3	24	21	ball / ball
116392-01	D	5.7	6-9/16	2	120	8.6	ball / ball
116207-00	D	5.7	6-9/16	2	120	9.1	ball / ball
116472-00	D	5.7	7	2	120	11.7	ball / ball
119631-00	F	5.7	7-5/8	2	120		ball / ball
* 116515-13	D	5.7	7-7/8	3	24	21.5	ball / ball
116513-13	D	5.7	7-5/8	3	36		ball / ball
116765-00	D	5.7	8	3	120	13.5	ball / ball
* 116765-13	D	5.7	8	3	120	13.5	ball / ball

* = epoxy coated fan cover

+ = thermally protected, automatic reset

Motors - Vacuum



Fig D
Tangential Discharge



Fig E
Peripheral Discharge

RPM #	Fig	Diameter	Total Height	# of Stages	Voltage	Maximum Amps	Bearings
115334	D	7.2	6-1/4	2	120	13.5	ball / ball
116103-00	D	7.2	7-7/8	3	120	12.6	ball / ball
115330	E	7.2	6-1/8	2	120	13.0	ball / ball
116137-00	E	7.2	7-3/4	3	120	14.5	ball / ball

114787



7.5" diameter 120 volt
3 stage peripheral discharge
height : 9-1/8"
11.3 max. amps

Armature



armatures & parts readily available
please advise model #
armature shown is #215330 for
vacuum motors 115330 & 115334

Overloads

Automatic Overloads For Belted Fan Motors

RPM #	HP	Rpm	Volt	Amp	Fig	Type
TI-510	1/3	1725	115	6.4	TI	tie in
TI-500	1/2	1725	115	8.2	TI	tie in
TI-510	1/3-1/8	1725/1140	115	7.1/4.5	TI	tie in
TI-500	1/2-1/6	1725/1140	115	8.4/4.2	TI	tie in
TI-510	1/3-1/15	1725/850	115	7.0/3.3	TI	tie in
TI-500	1/2-1/10	1725/850	115	8.2/4.0	TI	tie in
OA-100	1/4	1725	115	5.9	M	automatic
OA-105	1/3	1725	115	7.0	M	automatic
OA-110	1/2	1725	115	7.5	C	automatic
OA-125	1/2	1725/850	115	8.2/4.0	C	automatic
OA-130	1/4	1725/1140	115	6.0/2.5	M	automatic
OA-135	1/3	1725/1140	115	7.2/2.5	M	automatic
OA-140	1/2	1725/1140	115	8.2/4.2	M	automatic
OA-145	1/2	1725	115/230	8.8/4.4	M	automatic
OA-155	1	1725	115/230	16.0/8.0	M	automatic
OA-160	1	1725	115/230	16.0/8.0	C	automatic

Motor protectors should not be replaced by horsepower, amperage, or nameplate data alone.

The information shown on these pages was obtained from motors on which the original overload was found.

Intended As A Guide Only

If Klixon number is doubtful, please advise complete nameplate data.



Fig TI



Fig M 31/32" Diameter

Fig C 1-3/16" Diameter

Manual Overloads For Oil Burner Motors

RPM #	HP	Rpm	Volt	Amp	Fig	Type
OM-816	1/6	3450	115	3.0	M	Manual



Fig M 31/32" Diameter

Common Overloads RPM Usually Stocks

CEG69FB	MEJ38RX
CEJ38CD	MEG61RX
CEJ51CA	
CEJ51CY	MEG69RX
CEJ75ALH	MEJ55RB
CET71ABN	MEJ57CY
CET77TJ-16	MEJ57RX
CRT00CB	MRF58JV
LED965	MRJ59RX
LED972	BEC2921

Overloads

Manual Overloads For Open Drip Proof Motors

RPM #	hp	rpm	Voltage	Amp	Fig	Type
OM-300	1/3	1725	115	6.4	M	manual
OM-305	1/2	1725	115/230	8.0	M	manual
OM-310	3/4	1725	115/230	12.0/6.0	M	manual
OM-320	1	1725	115/230	15.0/7.5	M	manual
OM-325	1/2	1725	115/230	8.4/4.2	C	manual
OM-330	3/4	3450	12.0/6.0	12.0/6.0	C	manual
OM-335	1	3450	115/230	14.0/7.0	C	manual
OM-340	1-1/2	3450	115/230	17.2/8.6	C	manual
OM-345	2	3450	115/230	24.0/12.0	C	manual
OM-350	5	3450	230	22	C	manual



FIG M 31/32" Diameter

FIG C 1-3/16" Diameter

Manual Overloads For TEFC Farm Duty Motors

RPM #	hp	rpm	Voltage	Amp	Fig	Type
OM-400	1/3	1725	115/230	6.4/3.2	C	manual
OM-405	1/2	1725	115/230	8.0/4.0	C	manual
OM-410	3/4	1725	115/230	12.0/6.0	C	manual
OM-415	1	1725	115/230	14.0/7.0	C	manual
OM-420	1-1/2	1725	115/230	17.2/8.6	C	manual
OM-425	3/4	3450	115/230	12.0/6.0	C	manual
OM-430	1	3450	115/230	14.0/7.0	C	manual
OM-435	1-1/2	3450	115/230	17.2/8.6	C	manual
OM-436	1-1/2	1725	115/230	15.4/7.7	B	manual



Fig C 1-3/16" Diameter

Fig B 1-9/16" Diameter

Automatic Overloads For Jet Pump Motors

RPM #	hp	rpm	Voltage	Amp	Fig	Type
OA-630	1/3	3450	115/230	7.4/3.7	M	automatic
OA-605	1/2	3450	115/230	8.4/4.2	C	automatic
OA-610	3/4	3450	115/230	11.0/5.5	C	automatic
OA-620	1	3450	115/230	13.6/6.8	C	automatic
OA-625	1-1/2	3450	115/230	18.0/9.8	C	automatic
OA-647	2	3450	115/230	21.0/10.5	C	automatic
OA-655	3	3450	115/230	27.2/13.6	B	automatic



Fig M 31/32" Diameter

Fig C 1-3/16" Diameter

Fig B 1-9/16" Diameter

Overloads



Automatic 3 Phase Overloads

RPM #	Klixon #	hp	Amp	rpm	Voltage	# of Solder Lugs
OT-200	MWJ76AX	1/12	1.1	850	208	6
OT-200	MWJ76AX	1/3	.7	1725	480	6
OT-210	MWJ55KX	3/4	1.0	1725	575	6
OT-215	MWH38JX	3/4	2.9	1725	200	3
OT-210	MWJ55KX	1	1.7	860	575	6
OT-215	MWH38JX	1	4.0	1725	200	3


Push Button Overloads



Body : 11/16 x 1-3/8 x 1-3/8"
250VAC Max, 50VDC Max

OM-581	1A
OM-582	2A
OM-583	3A
OM-584	4A
OM-585	5A
OM-586	6A
OM-587	7A
OM-588	8A
OM-5810	10A
OM-5812	12A
OM-460	15A
OM-461	20A
OM-462	25A
OM-463	30A

Button Style Thermal Protectors



Thermik's S05 style thermal protectors with normally closed contacts are attached or embedded within winding coils. This protector can be used on motors or other electrical and electronic devices up to and including class H insulation system requirements. 2000V insulation rating, 10A @ 250VAC contact rating.

RPM #	Operating Temperature
THB-100	100 C.
THB-130	130 C.
THB-140	140 C.
THB-155	155 C.
THB-160	160 C.
THB-170	170 C.
THB-180	180 C.

* Other ratings available

Overloads

Type Code Structure for Single Phase Phenolic Motor Protectors

The following is an explanation of the type code which appears on each standard KLIXON Phenolic motor protector. By using this code, it is possible to determine the following: size, type, of base, terminals, heater, disc and contacts type and operating temperature.

M R P 36 A X - 63

TERMINATIONS

Size	Base	Terminals	Heater	Disc & Contact	Operating Temperature																																																																																																																												
M = 3/4" C = 1" B = 1-1/4" L = 1-1/2"	E = Eared commercial R = Round commercial C* = Round comm. cut down and cover G** = Eared comm. and cover S** = Round commercial and cover <small>* Only 1-1/2" applications ** Except 1-1/4" size which always has a cover. E & R designate this.</small>	F = 2 solder low cap H = 2 solder high cap K = 2 std screw low cap M = 2 std screw high cap P = 2 stub low cap T = 2 stub high cap G = 3 solder low cap J = 3 solder high cap L = 3 std screw high cap O = 3 std screw high cap P = 3 stub low cap T = 3 stub high cap	Selected to satisfy application requirements	<table border="1"> <thead> <tr> <th colspan="2">3/4"</th> <th colspan="2">1"</th> </tr> <tr> <th>High Cap</th> <th>Low Cap</th> <th>High Cap</th> <th>Low Cap</th> </tr> </thead> <tbody> <tr><td>A</td><td>AC</td><td>F</td><td>C</td></tr> <tr><td>B</td><td>AD</td><td>G</td><td>D</td></tr> <tr><td>C</td><td>AE</td><td>J</td><td>E</td></tr> <tr><td>D</td><td>AF</td><td>L</td><td>H</td></tr> <tr><td>E</td><td>AG</td><td>O</td><td>I</td></tr> <tr><td>F</td><td>AH</td><td>AB</td><td>K</td></tr> <tr><td>I</td><td>AK</td><td>AE</td><td>W</td></tr> <tr><td>J</td><td>AL</td><td>AF</td><td>X</td></tr> <tr><td>K</td><td>AM</td><td>AG</td><td>Y</td></tr> <tr><td>L</td><td>AP</td><td>AH</td><td></td></tr> <tr><td>N</td><td></td><td>AI</td><td></td></tr> <tr><td>O</td><td></td><td>AJ</td><td></td></tr> <tr><td>R</td><td></td><td>AK</td><td></td></tr> <tr><td>S</td><td></td><td>AL</td><td></td></tr> <tr><td>T</td><td></td><td>AM</td><td></td></tr> <tr><td>U</td><td></td><td>AN</td><td></td></tr> </tbody> </table>	3/4"		1"		High Cap	Low Cap	High Cap	Low Cap	A	AC	F	C	B	AD	G	D	C	AE	J	E	D	AF	L	H	E	AG	O	I	F	AH	AB	K	I	AK	AE	W	J	AL	AF	X	K	AM	AG	Y	L	AP	AH		N		AI		O		AJ		R		AK		S		AL		T		AM		U		AN		<table border="1"> <thead> <tr> <th colspan="2">Automatic Reset</th> </tr> <tr> <th>Open +/- 5 C.</th> <th>Close +/- 5 C.</th> </tr> </thead> <tbody> <tr><td>J = 90</td><td>57 **</td></tr> <tr><td>K = 105</td><td>61</td></tr> <tr><td>L = 105</td><td>69</td></tr> <tr><td>V = 105</td><td>78</td></tr> <tr><td>Z = 120</td><td>61</td></tr> <tr><td>N = 120</td><td>69</td></tr> <tr><td>X = 120</td><td>78</td></tr> <tr><td>Y = 120</td><td>92</td></tr> <tr><td>W = 135</td><td>61</td></tr> <tr><td>U = 135</td><td>69</td></tr> <tr><td>M = 135</td><td>78</td></tr> <tr><td>R = 135</td><td>92</td></tr> <tr><td>S = 135</td><td>102</td></tr> <tr><td>H** = 150 **</td><td>78 **</td></tr> <tr><td>P** = 150 **</td><td>115 **</td></tr> <tr><td>O** = 150 **</td><td>102 **</td></tr> </tbody> </table> <table border="1"> <thead> <tr> <th colspan="2">Manual Reset</th> </tr> <tr> <th>Open +/- 5 C.</th> <th>Close +/- 5 C.</th> </tr> </thead> <tbody> <tr><td>G = 90</td><td>54 **</td></tr> <tr><td>F = 105</td><td>63 ***</td></tr> <tr><td>A = 105</td><td>74 *</td></tr> <tr><td>B = 120</td><td>74</td></tr> <tr><td>D = 135</td><td>96</td></tr> <tr><td>E ** = 150**</td><td>96 **</td></tr> </tbody> </table>	Automatic Reset		Open +/- 5 C.	Close +/- 5 C.	J = 90	57 **	K = 105	61	L = 105	69	V = 105	78	Z = 120	61	N = 120	69	X = 120	78	Y = 120	92	W = 135	61	U = 135	69	M = 135	78	R = 135	92	S = 135	102	H** = 150 **	78 **	P** = 150 **	115 **	O** = 150 **	102 **	Manual Reset		Open +/- 5 C.	Close +/- 5 C.	G = 90	54 **	F = 105	63 ***	A = 105	74 *	B = 120	74	D = 135	96	E ** = 150**	96 **
3/4"		1"																																																																																																																															
High Cap	Low Cap	High Cap	Low Cap																																																																																																																														
A	AC	F	C																																																																																																																														
B	AD	G	D																																																																																																																														
C	AE	J	E																																																																																																																														
D	AF	L	H																																																																																																																														
E	AG	O	I																																																																																																																														
F	AH	AB	K																																																																																																																														
I	AK	AE	W																																																																																																																														
J	AL	AF	X																																																																																																																														
K	AM	AG	Y																																																																																																																														
L	AP	AH																																																																																																																															
N		AI																																																																																																																															
O		AJ																																																																																																																															
R		AK																																																																																																																															
S		AL																																																																																																																															
T		AM																																																																																																																															
U		AN																																																																																																																															
Automatic Reset																																																																																																																																	
Open +/- 5 C.	Close +/- 5 C.																																																																																																																																
J = 90	57 **																																																																																																																																
K = 105	61																																																																																																																																
L = 105	69																																																																																																																																
V = 105	78																																																																																																																																
Z = 120	61																																																																																																																																
N = 120	69																																																																																																																																
X = 120	78																																																																																																																																
Y = 120	92																																																																																																																																
W = 135	61																																																																																																																																
U = 135	69																																																																																																																																
M = 135	78																																																																																																																																
R = 135	92																																																																																																																																
S = 135	102																																																																																																																																
H** = 150 **	78 **																																																																																																																																
P** = 150 **	115 **																																																																																																																																
O** = 150 **	102 **																																																																																																																																
Manual Reset																																																																																																																																	
Open +/- 5 C.	Close +/- 5 C.																																																																																																																																
G = 90	54 **																																																																																																																																
F = 105	63 ***																																																																																																																																
A = 105	74 *																																																																																																																																
B = 120	74																																																																																																																																
D = 135	96																																																																																																																																
E ** = 150**	96 **																																																																																																																																

Maximum Recommended Protected Contact Ratings

This chart is used to determine protector size needed when making an application.

Size	Disc Contacts	Terminals	Max. Current V=120	Max. Current V=240
3/4"	HC	LC	32	25
3/4"	HC	HC	50	37
1"	LC	LC	40	30
1"	HC	LC	40	30
1"	LC	HC	40	30
1"	HC	HC	80	60
1-1/4"	STD	STD	135	100
1-1/2"	STD	STD	175	130

HC = High Capacity LC = Low Capacity STD = Standard
For reference only.

Overloads

RPM #	Operating Temperature	Contacts
TH-075C	75 C.	Normally Closed
TH-090C	90 C.	Normally Closed
TH-100C	100 C.	Normally Closed
TH-110C	110 C.	Normally Closed
TH-120C	120 C.	Normally Closed
TH-130C	130 C.	Normally Closed
TH-135C	135 C.	Normally Closed
TH-140C	140 C.	Normally Closed
TH-145C	145 C.	Normally Closed
TH-150C	150 C.	Normally Closed
TH-155C	155 C.	Normally Closed
TH-180C-S01	180 C.	Normally Closed



Sold Separately

On-Winding Thermostats

Installation : Thermostats are tied in place on the end turns of appropriate winding bundles, one to each phase or buried in the windings during motor rewind. They are connected in series between the starter coil and its power supply. 2.5 Amp rating @ 440VAC

TH-180C-S01



Thermik S01

Thermistors

For use with Siemens 3UN motor protectors. These are PTC Resistors which exceed 1330 ohms per sensor at the trip temperature. Their resistance will remain between 20 and 250 ohms per sensor at normal operating temperature.

RPM #	Ref # (Triple Sensor)	Colour Code	Nominal Response Temp.	
			C°	F°
THER-60	P331-M355	White / Grey	60	140
THER-70	P341-M355	White / Brown	70	158
THER-80	P351-M355	White / White	80	176
THER-90	P361-M355	Green / Green	90	194
THER-100	P371-M355	Red / Red	100	212
THER-110	P381-M355	Brown / Brown	110	230
THER-120	P391-M355	Grey / Grey	120	248
THER-130	P401-M355	Blue / Blue	130	266
THER-140	P411-M355	White / Blue	140	284
THER-145	P416-M355	White / Black	145	293
THER-150	P421-M355	Black / Black	150	302
THER-155	P426-M355	Blue / Black	155	311
THER-160	P431-M355	Blue / Red	160	320
THER-165	P441-M355	Blue / Brown	165	330
THER-180	P451-M355	White / Red	180	356



Sold In Sets Of 3

Paint & Lubricants

Fast Dry Spray Paint



Aervoe's Rust Proofing Paint adheres where other paints fail, with special ability to cling to metals and other hard-to-cover surfaces. Aervoe's Rust Proofing Paint is specially formulated to give outstanding coverage. Fast dry formula has high solids content, made with non-leaded pigments.

RPM #	Colour
PT-168	Cat Yellow
PT-317	Tan
PT-301	Red
PT-320	Dark Green
PT-303	Dark Blue
PT-318	Light Blue
PT-307	Gloss White
PT-313	Flat White
PT-306	Gloss Black
PT-312	Flat Black
PT-311	Gold
PT-319	Royal Blue
PT-349	Machine Tool Gray

PT-66084

Red Insulating Varnish
(368 grams aerosol)



Dries to a flexible, tough oil-proof film that protects electrical equipment
Applications : armature & stator windings

PT-135

Red Oxide Primer

PT-128

Gray Primer
(340 grams aerosol)



Sprays like a lacquer; fights corrosion & dries quickly
Applications : Underground pipe, storage tanks & old machinery

Paints & Lubricants

PT-67340
All-4 Moisture
Displacing Lubricant
(340 grams aerosol)



Cleans away dirt, grease and grime in one operation. Displaces moisture by penetrating deep to loosen scale & rust. Lubricates moving and sliding parts with no gummy residue. Prevents against rust with a non-silicone, greasless film.

PT-68034
Silicone Lubricant
General Purpose
(300 grams aerosol)




Will not form residues
Lubricates from -100 F to 500 F without freezing or oxidizing
Applications : precision instruments, gears, tools, wheels & locks

PT-66030
Penetrating Oil
(320 grams aerosol)



Penetrates & loosens rust, tar, dirt, carbon and corrosion
Applications : quick release for nuts, bolts, fittings, hinges and valves

PT-67037
Lithium Grease
(310 grams aerosol)



Penetrates deep to form a protective film withstanding all loads & speeds
Effective indoors & outdoors from -70F to 360F
Applications : gears, ball & roller bearings, speed reducers, cams, pumps, bolts & studs

PT-66075
Dry Film Lubricant
(300 grams aerosol)



Clean, slippery, dry and invisible when applied
Lubricates within grease
Resistant to dirt & dust
Works up to 500 F
Use where silicone, oil or wet lubricants can not be tolerated
Ideal for parts which are impractical to relubricate after assembly

PT-68276
Off-Line Contact Cleaner
(340 grams aerosol)



Fast-evaporating, low odour cleaner for off-line equipment. Does not leave a film or residue. For relays, terminals, Switches, etc.

PT-65040
Buttercutt Cutting Compound
(310 grams aerosol)



Excellent for precision production needs
High temperature, high pressure film strength
No solvents or harmful vapours!
Applications : drilling, planing, milling, sawing, tapping, etc.

PT-6013
Corrosion Suppresant
(298 grams aerosol)



Non-sticky film. Provides excellent rust protection for metal parts that must be stored, indoors or out, for long periods of time. Excellent for outdoor metal shipments and outdoor storage.

Pump Parts

Albany Laundry Pump Parts



ALK-070
impeller



ALK-065
oil seal

Duro Laundry Pump



DS-0449
oil seal

750200



Pressure Switch
1/4" Female Fitting
factory set at 30-50 PSI

750201



pressure switch
1/4" barb fitting
factory set at 30-50 PSI

750202



pressure switch
1/4" male fitting
factory set at 30-50 PSI

750203



pressure switch
low pressure cut-off
1/4" female fitting
factory set at 30-50 PSI

PHS-3 3 Wire
PHS-4 4 Wire



shrink tube kit

750218



1/8" snifter valve

750219



1/4" snifter valve

750216



plastic air volume control

Pressure Gauges



for water applications

RPM #	Mount	PSI Range	Diameter	Liquid Filled
750204	1/8" Back	0-100	2	no
750205	1/4" Bottom	0-100	2	no
750206	1/4" Back	0-100	2	no
PG-160BL	1/4" Bottom	0-160	2	yes
PG-200BL	1/4" Bottom	0-200	2	yes
PG-300BL	1/4" Bottom	0-300	2-1/2	yes

Pump Parts

Monarch Pump Parts (Other Parts Available)

191690



gasket 6-1/8" I.D.

193920



gasket 4-1/16" I.D.

20-05



193914 gasket 5.39" I.D.

193940



Mechanical Float Switches

1/2HP, 13amp rating, non-mercury safe for potable water
other models available



RPM #	Pump Up / Down	Voltage	Cord Length
MFS-12010D	down	120	10'
MFS-12010U	up	120	10'
MFS-12010UD	up / down	120	10'
MFS-12020D	down	120	20'
MFS-12020U	up	120	20'
MFS-12030D	down	120	30'
MFS-12050D	down	120	50'
MFS-24020D	down	240	20'
MFS-24020U	up	240	20'

Pump Down used to turn pump on to empty tank in sewage and sump tank, contacts normally open

Pump Up used to turn a pump off once the cistern or tank is full, contacts normally closed

Pump Up & Down 3 wire, contacts normally closed & open

Pump Parts - GSW / Flotec

FPP1560-P2 1/2 hp
FPP1561-P2 3/4 hp



repair kit for square flange pumps
 includes : impeller, diffuser, seal, gasket & diffuser rings

FPP1520 1/2hp
FPP1521 3/4 hp



repair kit for Flotec pumps
 includes impeller, diffuser, O-ring, seal, slinger, etc.

750207



control valve
 vertical mounting

56599



diffuser ring
 1-13/16" x 2-3/16"
 for 750209 & 750210 kits

FP0020



sump pump switch, new style

750261



cast iron seal plate kit
 flange size : 5-1/4" x 5-3/4"
 includes gasket 56600 (13-10)

P198-216



float guide / stop

750229



3" cistern / hand pump leather

750224



sump pump switch

Pump Packing

Pump Packing



sold in 1 lb. boxes
other types & sizes available

RPM #	Material	Size	Approx. # of Feet Per lb. of Packing
3000G-1/8	graphite	1/8	120
3000T-1/8	teflon	1/8	88
3000G-3/16	graphite	3/16	53.3
3000T-3/16	teflon	3/16	41
3000G-1/4	graphite	1/4	39
3000T-1/4	teflon	1/4	28
3000G-5/16	graphite	5/16	23
3000T-5/16	teflon	5/16	16.4
3000G-3/8	graphite	3/8	14
3000T-3/8	teflon	3/8	11.3
3000G-7/16	graphite	7/16	11.8
3000T-7/16	teflon	7/16	8.8
3000G-1/2	graphite	1/2	9
3000T-1/2	teflon	1/2	6.5

Pump Parts - Myers

- MD-70** 1/3 hp 12370B
- MD-71** 1/2 hp 12371B
- MD-79** 3/4 hp 14379B001
- MD-000** 3/4 hp 14379B000
- MD-80** 1 hp 14380B




diffuser

- MN-66** 5/16" I.D. 12366A
- MN-67** 13/32" I.D. 12367A



nozzle

- MG-157**
approx. 6" Diameter 5014A157
- MG-158**
approx. 6-3/4" Diameter 5014A158



square rubber ring

MP-9501



priming plate 6-1/8" OD

MV-485



venturi 25882A485
I.D. .470", tapers to .620"

- MV-46** 13/32" I.D. 25886A406
- MV-50** 1/2" I.D. 25886A500



venturi

- MG-013** 6 X 7-5/8" 5863A013



gasket

- MG-312** 5 x 6" 5059A312
- MG-446** 5-5/8 x 6-3/8" 5059A446



gasket

MG-125

1.300 x 1.570 x .437" 5014A125

MG-124

1.650 x 1.920 x .437" 5014A124



square rubber ring

Repair Kits for HJ & QD



repair kit shown above is 25208A015

RPM #	Ref #	HP
MK-80	25208A000	1/3
MK-81	25208A001	1/2
MK-82	25208A002	3/4
MK-83	25208A003	1
MK-85	25208A015	3/4 & 1hp QD Pump

parts kit includes shaft seal, impeller, diffuser, gasket, o-ring, venturi and nozzle necessary to overhaul either shallow well or deep well jet pumps
***(no nozzle or venturi in MK-80 1/3hp kit)**

- MG-23** 5-5/8" ID



gasket

MR-21990

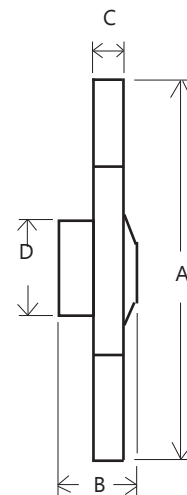


relay ref. # 21990A000K



non-ferrous impeller

RPM #	Diameter " A "	Width " B "	Vane Thickness " C "	Eye O.D. " D "
MI-21	4.200	1.375	.360	1.250
MI-22	4.625	1.375	.360	1.250
MI-95	4.875	1.375	.360	1.580
MI-96	5.030	1.375	.360	1.580



Pump Parts - Gaskets

GSW / Beatty



13-10
(56600) 5-1/4" I.D.



57695
5-7/16" I.D.



13-01
(1368) 4-9/16" I.D.



13-09
(56322)



13-11
(1355)



13-12
4-5/8" I.D.

Jacuzzi



18-01
(13-0061-01) 4-7/8" I.D.




18-02
(13-0197-08) 6-1/8" I.D.



18-04
(13-0857-09) 6-7/16" I.D.

Red Jacket



32-01
6-15/16" I.D.

Duro



16-06
(300207) 5-1/2" I.D.



16-16
(302016) 5-5/8" I.D.



16-01
(300029)



16-07
(300336)

Monarch



20-05
(193914) 5.39" I.D.

Berkeley



20-78
(S-13136)
1-7/16 x 1-13/16 x 7/32"



14-01
(S-1648)



14-02
(S-7445) 6" I.D.



L20-43
6-11/16 x 8-3/4"
for LT2 2-stage pump



20-01
(191730)



20-02
(192330) 5-5/8" I.D.



20-06
(192785) 6" I.D.

Gaskets - Circulating Pump

Gaskets & Slings

RPM #	Type	I.D.	O.D.	Thickness	Comment
WS-9	slinger	3/4	1-1/2	1/16	rubber
WS-21	slinger	1-1/4	2-1/8	1/8	rubber
WS-1625	slinger	1-5/8	3	1/8	rubber ref P53720
104442-000	body	2-13/16	3-1/8	1/32	for #2 pumps
106049-000	body	3-3/8	3-7/8	1/32	for #3 pumps
106050-000	body	4-5/16	4-13/16	1/32	for #4 pumps
106158-000	body	5-1/4	5-5/8	1/32	for #5 pumps
106592-000	body	7-1/16	7-15/16	1/32	for #6 pumps
406604-000	body	9-9/16	11-9/16	1/32	12 holes
426467-001	gland	1-13/16	2-1/2	1/32	BAU - blue
426401-002	body	6-1/4	7	1/16	BAU - blue
426401-003	body	8-1/4	9	1/16	BAU - blue
426401-004	body	10-3/16	10-15/16	1/16	BAU - blue
426401-005	body	13-1/4	14	1/16	BAU - blue
426401-006	body	11-9/16	12-5/16	1/16	BAU - blue
P80765	body	11-3/8	12-1/8	1/32	B & G
P80767	body	13-3/4	14-1/2	1/32	B & G
426401-008	body	15-5/8	16-3/8	1/16	BAU - blue



Pipe Flange Gaskets

RPM #	I.D.	O.D.	Thickness	# of Holes	Pipe Size	Material
116653-000	1-3/8	2-3/16	1/4	0		rubber
105176-001	1-5/8	2-3/16	1/4	0		rubber
105176-000	1-13/16	2-3/16	1/4	0		rubber
105209-002	2	2-3/4	1/4	0		rubber
104034-000	2-1/8	2-1/2	1/4	0		rubber
105209-000	2-5/16	3	1/16	0		rubber
116117-000	2-1/2	3	1/4	0		rubber
105201-000	3-7/16	3-7/8	1/4	0		rubber
GSK-220	2-3/8	6	1/16	4	2	BAU - blue
GSK-225	2-3/8	4-1/8	1/16	0	2	BAU - blue
GSK-230	3-1/2	7-1/2	1/16	4	3	BAU - blue
GSK-235	3-1/2	5-3/8	1/16	0	3	BAU - blue
GSK-240	4-1/2	9	1/16	8	4	BAU - blue
GSK-245	4-1/2	6-7/8	1/16	0	4	BAU - blue
GSK-250	5-9/16	10	1/16	8	5	BAU - blue
GSK-255	5-9/16	7-3/4	1/16	0	5	BAU - blue
GSK-260	6-5/8	11	1/16	8	6	BAU - blue
GSK-265	6-5/8	8-3/4	1/16	0	6	BAU - blue



**GSK = 150lb rating, other ratings and sizes readily available

Hylomar - Universal Jointing Compound



HYLOMAR-80 - 80ml tube, other sizes available

- easy to use, unlimited assembly time
- non-setting, easy to disassemble components sealed with Hylomar
- temp range -50C. to +250C.
- resistance to fuels, oils, coolants and gases
- use on metal to metal joint surfaces to replace conventional pre-formed gaskets
- use as a gasket dressing to improve the sealing performance of the gasket and to assist gasket alignment during assembly
- use as a non-curing thread sealant, resists vibration

Pump Parts - Piston

Repair Kits



RPM #	Mfg.	Pump Model #
50-01	Beatty	300 1-1/4"
50-02	Beatty	300 1-1/2"
50-03	Beatty	301
50-07	Duro	E-250
50-10	Duro	E-360
50-11	Duro	E-500
50-12	Duro	E-720
50-13	Duro	K-255 & B-251
50-14	Duro	K-365
50-20	McDougal	1406
50-21	McDougal	1407
50-50	Southern	S-250
40-61	PompcO	S-450

Leathers



RPM #	I.D.	O.D.	Make	Pump Model #
LEATH2	1/2	1-1/4	McDougal	1406
LEATH3	1/2	1-1/2	McDougal	1407
LEATH5	5/8	1-1/4	Beatty	300 1-1.4"
LEATH6	9/16	1-1/2	Beatty	300 1-1/2"
LEATH5	5/8	1-1/4	Beatty	301
LEATH1	5/8	1-3/8	Duro	E-250
LEATH4	5/8	1-5/8	Duro	E-360
LEATH1	5/8	1-3/8	Duro	E-500
LEATH4	5/8	1-5/8	Duro	E-720
LEATH1	5/8	1-3/8	Duro	K-255 / B-251
LEATH4	5/8	1-5/8	Duro	K-365

Graphite Packing



RPM #	I.D.	O.D.
P-300022	5/16"	9/16"
4456	5/16"	3/4"

Pump Parts - Flygt / Barnes

FI-3102



F-style 410 stainless steel impeller
ref : 4353102, 7.5hp (492) chopper design
30mm bore x 168mm width x 205mm length

FI-3101



F-style 410 stainless steel impeller
ref : 4353101, 10hp (492) chopper design
30mm bore x 181mm width x 205mm length

FH-1100



ref # 4771100
Flygt 5 - 10hp stainless steel handle
for models 3127

FH-4200



ref # 3964200
Flygt 16 - 20hp stainless steel handle
for models 3152

BH-6754



ref # 36754
Barnes 2 - 5hp stainless steel handle
for models 3SE, 4SE, 6-3/8" c.-c.

BH-6863



ref # 36863
Barnes 7.5 - 10hp stainless steel handle
for models 4SE, 9-1/4" c.-c.

Pump Parts - Cornell

CL-0424



ref # COA20424-6-CI
Cornell 4414 shaft sleeve
2.122" ID x 2.500" OD x 2.000" long stainless steel

CL-1470



ref # COA21470-15-SI
Cornell 4NHTB shaft sleeve
2.620" ID x 3.000" OD x 3.750" long stainless steel

CL-2448



ref # COA22448-15-SI
Cornell 6NHTB shaft sleeve
2.620" ID x 3.000" OD x 4.220" long stainless steel

CW-2441



ref # COA22441-6-SG
Cornell 6NHTB impeller wear ring
8.475" ID x 8.975" OD x 1.195" long stainless steel

CW-2440



ref # COA22440-6-SG
Cornell 6NHTB housing wear ring
9.020" ID x 9.500" OD x 1.675" long stainless steel

Pump Seals

Seal Head Types



Type 16



Type G

Equal to John Crane 2100 & 2106



Type A
Ceramic Cup



Type B
Ni-Resist (Metal) Cup



Type C
Ceramic O-Ring



Type I
Ni-Resist O-Ring



Type K
Ceramic With Plastic Cup



Type H
Silicon Carbide Cup

RPM #	Shaft Size	Seat O.D.	Seat Thick.	Seat Type	Rotating Head Type	Rotating Head Material	Elastomer	Notes
A-5007	.437	1.187	.285	H	G	carbon	viton	seal used in kit 880202-677
A-162	.500	1.000	.312	A	16	phenolic	buna	
A-702	.625	1.187	.281	A	16	phenolic	buna	
A-701	.625	1.187	.281	B	16	phenolic	buna	
A-680	.625	1.187	.281	A	16	carbon	buna	Goulds 10K10
A-1000	.625	1.187	.343	A	16	phenolic	buna	Pac 100
A-100BCJ	.625	1.187	.343	A	G	carbon	buna	U.S. Seal PS-4267
A-100VUS	.625	1.187	.343	A	G	carbon	viton	U.S. Seal PS-3866
PS-100VXX	.625	1.187	.343	H	G	silicon carbide	viton	U.S. Seal PS-1900
A-2000	.625	1.250	.406	A	16	phenolic	buna	Pac 200
A-200BCJ	.625	1.250	.406	A	G	carbon	buna	U.S. Seal PS-3960
A-200VUS	.625	1.250	.406	A	G	carbon	viton	U.S. Seal PS-3867
A-200E	.625	1.250	.406	A	16	carbon	epr	Pac 200E
PS-200VXX	.625	1.250	.406	H	G	silicon carbide	viton	U.S. Seal PS-1901
A-2000N	.625	1.250	.406	B	16	carbon	buna	
A-60678	.625	1.250	.406	C	16	phenolic	buna	
A-97929BCJ	.625	1.250	.125	A	16	carbon	buna	Grundfos 465126, U.S. Seal
A-2001	.625	1.250	.343	A	16	carbon	buna	
A-5010	.625	1.250	.406	A	16	phenolic	buna	extended rubber bellow
A-4705	.625	1.320	.343	A	16	phenolic	buna	Beatty
A-1121SP	.625	1.381	.406	A	G	carbon	buna	Hayward SPX4000SA2, U.S. Seal
A-606150	.625	1.403	.280	A	16	carbon	buna	Champion Dishwasher
A-2131	.625	1.531	.625	K	16	phenolic	buna	Hayward SP1500KA
A-2010	.750	1.375	.406	A	16	phenolic	buna	Pac 201
A-201BCJ	.750	1.375	.406	A	G	carbon	buna	U.S. Seal PS-4265
A-201VUS	.750	1.375	.406	A	G	carbon	viton	U.S. Seal PS-3868
A-201E	.750	1.375	.406	A	16	carbon	epr	Pac 201E
PS-201VXX	.750	1.375	.406	H	G	silicon carbide	viton	U.S. Seal PS-1902
A-1010	.750	1.437	.406	A	16	phenolic	buna	
PS-4274	.750	1.680	.630	K	16	phenolic	buna	Vico, Superflo, Ultraflo, Ultima
A-60804	.875	1.500	.406	A	16	carbon	buna	
A-360	1.000	1.625	.437	A	16	phenolic	buna	
A-360VXX	1.000	1.625	.437	H	G	silicon carbide	viton	U.S. Seal PS-1909
A-778	1.000	1.625	.437	B	16	carbon	buna	
A-6467	1.000	2.000	.406	C	16	phenolic	buna	
A-3883	1.250	1.875	.437	A	G	carbon	buna	U.S. Seal for B & G, Sta-rite, Berkeley
PS-7972	1.250	1.875	.437	H	G	silicon carbide	buna	U.S. Seal, ref. MSX 81955064
A-6261E	1.250	1.875	.437	A	G	F55 carbon	epr	U.S. Seal, B&G / Xylem # P75221
PS-6265VXX	1.250	1.875	.437	H	G	silicon carbide	viton	U9-451SS
PS-7971	1.375	2.000	.437	A	G	carbon	buna	U.S. Seal, ref. MSX 81955072
A-3992	1.500	2.125	.437	A	G	carbon	viton	U.S. Seal, MP pump #31374
A-6262E	1.625	2.375	.500	A	G	F55 carbon	epr	U.S. Seal, B&G / Xylem # P75222
PS-4357	2.000	2.750	.500	note	G	carbon	epr	U.S. Seal / B&G P5001889, floating O-ring seat
A-75396	2.125	3.000	.562	C	G	carbon	epr	P75396
VG-3804	2.500	3.375	.562	H	G	carbon	epr	U.S. Seal, B&G / Xylem P5001891

Pump Seals - Type 68



Type A
Ceramic Cup



Type D
Ceramic Shaft
Mounted



Type E
Ni-Resist Shaft
Mounted



Type F
Ceramic Shaft Mount-
ed



Type H
Silicon Carbide Cup



Honda 20mm showing
rubber cup 45mm OD

RPM #	Shaft Size	Seal O.D.	Seat O.D.	Seat Thick.	Seat Type	Seal Head Material	Elastomers	Notes
PS-671	.375	1.125	.875	.165	A	phenolic	buna	U.S. Seal, Waterway
A-1630	.500	1.125	1.000	.312	A	phenolic	buna	
PS-0028	.500	1.125	shaft mtd.	.213	F	phenolic	buna	Otterbine
A-447	.625	1.437	shaft mtd.	.213	F	carbon	buna	
A-451	.625	1.437	shaft mtd.	.320	E	phenolic	buna	
A-4110	.625	1.437	shaft mtd.	.486	D	phenolic	buna	
A-80611	.625	1.437	1.078	.210	A	phenolic	buna	
A-600SS	.625	1.437	1.187	.343	A	phenolic	buna	
A-1000SS	.625	1.437	1.250	.406	A	phenolic	buna	
A-1000SSBCJ	.625	1.437	1.250	.406	A	carbon	buna	U.S. Seal PS-961
A-1000SSV	.625	1.437	1.250	.406	A	carbon	viton	Pac Seal 1000SSV
A-1000SSVUS	.625	1.437	1.250	.406	A	carbon	viton	U.S. Seal PS-3865, Viton
PS-1000SSVXX	.625	1.437	1.250	.406	H	silicon carbide	viton	U.S. Seal PS-1905
A-1000-138	.625	1.437	1.375	.406	A	phenolic	buna	Marlow
A-601	.750	1.575	1.375	.406	A	carbon	buna	
A-601V	.750	1.575	1.375	.406	A	carbon	viton	
A-441SS	.750	1.575	shaft mtd.	.312	E	phenolic	buna	Marlow
A-H20MM	20mm	40mm / 45mm	1.375	.205	A	carbon	buna	Honda WT20X, WT30X gas pump
A-H20MMVXX	20mm	40mm / 45mm	1.375	.205	H	silicon carbide	viton	Honda WT20X, WT30X gas pump
A-2965	30mm	52mm	48mm	8mm	A	carbon	buna	Honda WT40X trash pump
A-8501VXX	30mm	52mm	48mm	8mm	H	silicon carbide	viton	Honda WT40X trash pump

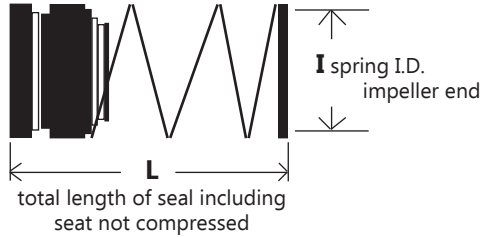
Elastomers

Buna...good resistance to weak and strong acids as well as alkalis. Offers superior resistance to aliphatic hydrocarbons, petroleum, mineral and vegetable oils. Excellent water swell resistance, and its mechanical properties actually improve at higher temperatures. Not recommended for use with high polar solvents such as acetone, MEK and chlorinated hydrocarbons. Tear resistance is not the best.

EPT / EPDM...synthetic elastomer which affords excellent low and high temperature characteristics. Resists attack by a wide range of acids and strong alkalis, detergents, phosphates, ketones, alcohols and glycols. Does not tend to absorb fluid or swell. Not recommended for use with aromatic hydrocarbons. **Caution : don't install EPT with any type of petroleum product**

Viton...synthetic elastomer with the best proven fluid resistant characteristics of any commercial rubber. Excellent resistance to oils, fuels, lubricants and most mineral acids. Resists many aliphatic and aromatic hydrocarbons that act as solvents in other rubbers. Not recommended for low molecular weight esters, ketones, certain amines, hot and hydrous hydrofluoric acid, chlorosulfonic acids and caustics.

Pump Seals - Type 21



Type A
Ceramic Cup



Type B
Ni-Resist (Metal) Cup



Type C
Ceramic O-Ring



Type J
Ni-Resist O-Ring

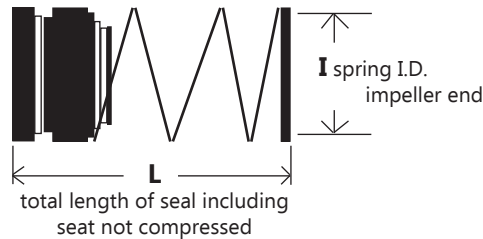


Type H
Silicon Carbide Cup

RPM #	Shaft Size	Seat O.D.	Seat Thick.	Seat Type	"L"	"I"	Seal Head Material	Elastomer	Notes
A-10304	.375	.875	.284	A	1.375	.700	carbon	buna	
A-10312	.375	1.000	.250	A	1.460	.685	carbon	buna	
A-103910X	.394	.969	.343	A	1.875	.700	carbon	buna	10mm
A-103901	.394	1.000	.311	A	1.500	.700	carbon	buna	10mm
A-174	.437	1.175	.265	A	1.750	.700	carbon	buna	
A-10409	.437	1.181	.254	A	1.375	.700	carbon	buna	FDA approved
A-104704	.472	1.000	.311	A	1.810	.700	carbon	buna	12mm
A-104710	.472	1.094	.343	A	1.875	.700	carbon	buna	12mm
A-4022	.500	.938	.237	A	1.375	.735	carbon	buna	U.S. Seal PS-3844, Armstrong 816706-021 / B&G
A-4022V	.500	.938	.237	A	1.375	.735	carbon	viton	U.S. Seal PS-3843, Armstrong 816706-023/ B&G
A-392EXX	.500	.938	.237	H	1.375	.735	silicon carbide	ept	U.S. Seal, Armstrong / B&G, hard faces
A-168	.500	1.000	.312	A	1.750	.700	carbon	buna	
A-168V	.500	1.000	.312	A	1.750	.700	carbon	viton	
A-105510	.551	1.219	.406	A	1.875	.970	carbon	buna	14mm
A-105504	.551	1.250	.406	A	1.875	.970	carbon	buna	14mm
*A-129	.590	1.250	.406	A	2.000	1.175	carbon	buna	15mm
*A-129V	.590	1.250	.406	A	2.000	1.175	carbon	viton	
*A-105907	.590	1.250	.406	B	2.000	1.175	carbon	buna	15mm
A-800	.625	1.148	.312	A	2.500	.970	carbon	buna	
A-70040S	.625	1.187	.280	A	1.830	.870	carbon	buna	U.S. Seal, Tuthill seal head O.D. 1.055"
A-4031VCX	.625	1.187	.296	H	1.750	.870	carbon	viton	U.S. Seal, Goulds 10K55, no spring retainer
A-4226VXX	.625	1.187	.296	H	1.750	.870	silicon carbide	viton	U.S. Seal, Goulds 10K62, no spring retainer
A-118	.625	1.187	.343	A	1.875	.970	carbon	buna	
A-118V	.625	1.187	.343	A	1.875	.970	carbon	viton	
A-118VXX	.625	1.187	.343	H	1.875	.970	silicon carbide	viton	hard faces
A-263	.625	1.187	.343	B	1.875	.970	carbon	buna	
A-474	.625	1.250	.375	B	1.875	.970	carbon	buna	
A-474V	.625	1.250	.375	B	1.875	.970	carbon	viton	
A-359	.625	1.250	.406	A	1.875	.970	carbon	buna	most common 5/8" type 21
A-359JC	.625	1.250	.406	A	2.050	.875	carbon	buna	John Crane, seal head O.D. 1.055"
A-359E	.625	1.250	.406	A	1.875	.970	carbon	ept	
A-359V	.625	1.250	.406	A	1.875	.970	carbon	viton	
A-359VCX	.625	1.250	.406	H	1.875	.970	carbon	viton	
A-359EP66X	.625	1.250	.406	H	2.130	.850	P66 carbon	ept	U.S. Seal, abrasion resistant carbon - TACO
A-359VXX	.625	1.250	.406	H	1.875	.970	silicon carbide	viton	hard faces
PS-290	.625	1.250	.406	A	1.620	note	carbon	buna	Burks, spring retainer ID .630", seal head OD 1.050"
A-274	.625	1.250	.406	A	2.500	.943	carbon	buna	long spring
A-10693	.625	1.250	.406	J	1.875	.970	carbon	buna	
*A-508V	.625	1.250	.406	A	2.050	1.150	carbon	viton	Hobart dishwasher
PS-3981	.625	1.437	.312	J	1.970	.875	P66 carbon	buna	Sterling

* tapered spring, no spring retainer

Pump Seals - Type 21



Type A
Ceramic Cup



Type B
Ni-Resist (Metal) Cup



Type C
Ceramic O-Ring



Type J
Ni-Resist O-Ring

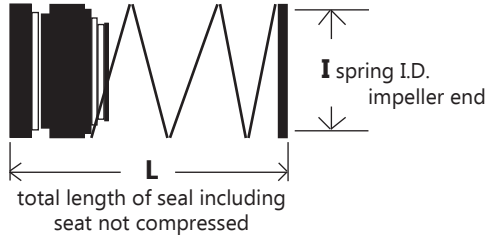


Type H
Silicon Carbide Cup

RPM #	Shaft Size	Seat O.D.	Seat Thick.	Seat Type	"L"	"I"	Seal Head Material	Elastomer	Notes
A-107110	.709	1.344	.406	A	2.375	1.070	carbon	buna	18mm
A-18MMSP	.709	1.375	.275	A	2.125	1.070	carbon	buna	18mm , for Honda WP-20X
A-107104	.709	1.375	.406	A	2.375	1.070	carbon	buna	18mm
A-107153	.750	1.250	.320	A	1.750	1.046	carbon	buna	dental pump
A-437	.750	1.275	.290	A	2.250	1.078	carbon	buna	Bell & Gossett
A-437V	.750	1.275	.290	A	2.250	1.078	carbon	viton	
A-877	.750	1.375	.406	A	1.625	1.050	carbon	buna	short working length
A-107118	.750	1.375	.406	B	1.625	1.050	carbon	buna	short working length
A-358	.750	1.375	.406	A	2.250	1.078	carbon	buna	most common 3/4" type 21
A-358JC	.750	1.375	.406	A	2.460	1.005	carbon	buna	John Crane, seal head O.D. 1.175"
A-358V	.750	1.375	.406	A	2.250	1.078	carbon	viton	
A-358VCX	.750	1.375	.406	H	2.250	1.078	carbon	viton	
A-358E	.750	1.375	.406	A	2.250	1.078	carbon	epr	
A-358VXX	.750	1.375	.406	H	2.250	1.078	silicon carbide	viton	
A-358EXX	.750	1.375	.406	H	2.250	1.078	silicon carbide	epr	
A-10767	.750	1.375	.406	B	2.250	1.078	carbon	buna	
*A-128	.750	1.375	.406	A	1.750	1.250	carbon	buna	tapered spring
A-275	.750	1.375	.406	A	2.500	1.062	carbon	buna	long spring
A-7277	.750	1.437	.406	A	2.250	1.078	carbon	buna	Myers 21181A17
A-683	.750	1.500	.235	A	2.200	1.085	carbon	buna	
A-107810	.787	1.406	.406	A	2.375	1.160	carbon	buna	20mm
A-107808	.787	1.500	.406	A	2.500	1.160	carbon	buna	20mm
*A-135	.787	1.500	.406	A	2.750	1.359	carbon	buna	20mm, tapered spring
*A-614	.787	1.500	.406	B	2.750	1.359	carbon	buna	20mm, tapered spring
A-108604	.866	1.500	.406	A	2.625	1.160	carbon	buna	22mm
A-10854	.875	1.437	.265	J	2.375	1.150	carbon	buna	condensate pump
A-10854V	.875	1.437	.265	J	2.375	1.150	carbon	viton	
A-2224E	.875	1.437	.265	J	1.750	1.150	P66 carbon	epr	U.S. Seal
PS-3749	.875	1.500	.220	A	1.625	1.150	carbon	buna	U.S. Seal for F.E. Myers 21576A11
A-309	.875	1.500	.406	A	2.500	1.156	carbon	buna	most common 7/8" type 21
A-309JC	.875	1.500	.406	A	3.430	1.120	carbon	buna	John Crane, seal head 1.300"
A-309V	.875	1.500	.406	A	2.500	1.156	carbon	viton	
A-309VXX	.875	1.500	.406	H	2.500	1.156	silicon carbide	viton	
*A-10873	.875	1.500	.406	A	2.750	1.355	carbon	buna	tapered spring
A-303	.875	1.500	.406	B	2.500	1.156	carbon	buna	
A-303V	.875	1.500	.406	B	2.500	1.156	carbon	viton	
A-294	.875	1.562	.406	B	2.500	1.156	carbon	buna	

* tapered spring, no spring retainer

Pump Seals - Type 21



Type A
Ceramic Cup



Type B
Ni-Resist (Metal) Cup



Type C
Ceramic O-Ring



Type J
Ni-Resist O-Ring

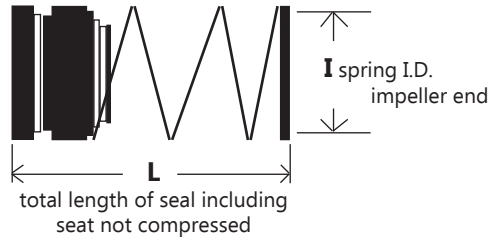


Type H
Silicon Carbide Cup

RPM #	Shaft Size	Seat O.D.	Seat Thick.	Seat Type	"L"	"T"	Seal Head Material	Elastomer	Notes
A-560	.937	1.562	.406	B	2.750	1.184	carbon	buna	type 51 head (like John Crane type 1)
A-560BCJ	.937	1.562	.406	A	2.750	1.184	carbon	buna	type 51 head (like John Crane type 1)
A-109410	.945	1.594	.406	A	2.375	1.300	carbon	buna	24mm
A-109804	.984	1.625	.437	A	2.125	1.300	carbon	buna	25mm
A-109811	.984	1.625	.437	C	2.125	1.300	carbon	buna	25mm
A-109810	.984	1.594	.406	A	2.250	1.300	carbon	buna	25mm
A-109806	.984	1.720	.335	A	2.250	1.300	carbon	buna	25mm
A-109805V	.984	1.732	.335	A	2.187	1.300	carbon	viton	25mm
A-65187	1.000	1.437	.437	C	1.625	1.325	carbon	buna	Crane-Deming
A-235	1.000	1.625	.437	A	2.250	1.295	carbon	buna	most common 1" type 21
A-235JC	1.000	1.625	.437	A	2.050	1.325	carbon	buna	John Crane
A-235V	1.000	1.625	.437	A	2.250	1.295	carbon	viton	
A-235VXX	1.000	1.625	.437	H	2.250	1.295	silicon carbide	viton	hard faces
A-357	1.000	1.625	.437	B	2.250	1.295	carbon	buna	
A-357V	1.000	1.625	.437	B	2.250	1.295	carbon	viton	
A-548	1.000	1.625	.437	C	2.250	1.295	carbon	buna	
A-499	1.000	1.625	.437	J	2.250	1.295	carbon	buna	
A-499V	1.000	1.625	.437	J	2.250	1.295	carbon	viton	
A-11014	1.000	1.625	.437	A	2.875	1.325	carbon	buna	long spring
A-11014V	1.000	1.625	.437	A	2.875	1.325	carbon	viton	long spring
*A-248	1.000	1.625	.437	B	2.000	1.480	carbon	buna	tapered spring
A-227	1.000	1.750	.437	B	2.250	1.295	carbon	buna	
A-127	1.062	1.750	.437	B	2.500	1.290	carbon	buna	
A-111004	1.103	1.750	.437	A	2.500	1.430	carbon	buna	28mm
A-111010	1.103	1.876	.469	A	2.625	1.430	carbon	buna	28mm
A-356	1.125	1.750	.437	A	2.750	1.430	carbon	buna	most common 1-1/8" type 21
A-356JC	1.125	1.750	.437	A	2.220	1.465	carbon	buna	John Crane
A-356V	1.125	1.750	.437	A	2.750	1.430	carbon	viton	
A-356E	1.125	1.750	.437	A	2.750	1.430	carbon	epr	
A-356VCX	1.125	1.750	.437	H	2.750	1.430	carbon	viton	
A-356EP66X	1.125	1.750	.437	H	2.220	1.450	P66 carbon	epr	U.S. Seal, abrasion resistant carbon - TACO
A-356VXX	1.125	1.750	.437	H	2.750	1.430	silicon carbide	viton	hard faces
A-204-21	1.125	1.750	.437	A	3.375	1.430	carbon	buna	long spring
A-355	1.125	1.750	.437	B	2.750	1.430	carbon	buna	
A-355V	1.125	1.750	.437	B	2.750	1.430	carbon	viton	
A-529	1.125	1.750	.437	J	2.750	1.430	carbon	buna	
A-11106	1.125	1.937	.468	A	3.500	1.430	carbon	buna	

* tapered spring, no spring retainer

Pump Seals - Type 21



Type A
Ceramic Cup



Type B
Ni-Resist (Metal) Cup



Type C
Ceramic O-Ring



Type J
Ni-Resist O-Ring

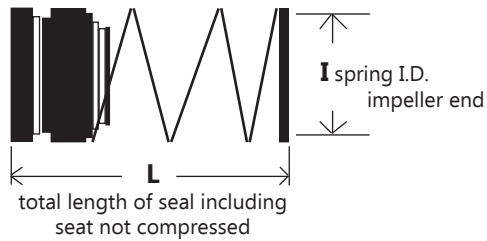


Type H
Silicon Carbide Cup

RPM #	Shaft Size	Seat O.D.	Seat Thick.	Seat Type	"L"	"I"	Seal Head Material	Elastomer	Notes
A-136	1.181	1.875	.437	A	3.000	1.787	carbon	buna	30mm
*A-111830	1.181	1.875	.437	B	3.000	1.787	carbon	buna	30mm, tapered spring
A-111831	1.181	1.937	.437	A	2.750	1.560	carbon	buna	30mm
A-111809	1.181	1.969	.437	A	1.750	1.540	carbon	buna	30mm
A-111850	1.181	2.000	.469	A	2.625	1.560	carbon	buna	30mm
A-3060-21	1.187	1.875	.437	A	2.875	1.560	carbon	buna	
*A-402	1.250	1.768	.367	A	2.875	1.781	carbon	buna	Armstrong 825458-001, B&G 186862, tap. spring
*A-402JC	1.250	1.768	.367	A	3.070	1.840	carbon	buna	John Crane, tapered spring
*A-402V	1.250	1.768	.367	A	2.875	1.781	carbon	viton	tapered spring
A-977	1.250	1.768	.367	B	2.875	1.781	carbon	buna	tapered spring
*A-402ECX	1.250	1.768	.367	H	2.875	1.781	carbon	epr	hard face seat, tapered spring
*A-402VXX	1.250	1.768	.367	H	2.875	1.781	silicon carbide	viton	hard faces, tapered spring
A-185	1.250	1.875	.437	A	2.875	1.575	carbon	buna	most common 1-1/4" type 21
A-185JC	1.250	1.875	.437	A	2.280	1.575	carbon	buna	John Crane
A-185V	1.250	1.875	.437	A	2.875	1.575	carbon	viton	
A-185E	1.250	1.875	.437	A	2.875	1.575	carbon	epr	
A-185VCX	1.250	1.875	.437	H	2.875	1.575	carbon	viton	
A-185VXX	1.250	1.875	.437	H	2.875	1.575	silicon carbide	viton	
A-185VXZ	1.250	1.875	.437	TC	2.875	1.575	silicon carbide	viton	tungsten carbide cup seat
A-756	1.250	1.875	.437	B	2.875	1.575	carbon	buna	
A-756JC	1.250	1.875	.437	B	2.280	1.575	carbon	buna	John Crane
A-756V	1.250	1.875	.437	B	2.875	1.575	carbon	viton	
A-256	1.250	1.875	.437	J	2.875	1.575	carbon	buna	
A-256V	1.250	1.875	.437	J	2.875	1.575	carbon	viton	
A-11213	1.250	1.875	.437	A	3.625	1.575	carbon	buna	long spring
A-137-21	1.250	1.875	.437	B	3.625	1.575	carbon	buna	long spring
*A-246	1.250	1.875	.437	A	3.000	1.793	carbon	buna	tapered spring
*A-249	1.250	1.875	.437	B	3.000	1.793	carbon	buna	tapered spring
A-466	1.250	2.000	.437	A	2.875	1.575	carbon	buna	
A-112610	1.260	2.000	.469	A	3.500	1.560	carbon	buna	32mm
A-113010	1.299	2.126	.469	A	3.375	1.680	carbon	buna	33mm
A-177	1.375	2.000	.437	A	3.000	1.710	carbon	buna	most common 1-3/8" type 21
A-177JC	1.375	2.000	.437	A	2.165	1.710	carbon	buna	John Crane
A-177V	1.375	2.000	.437	A	3.000	1.710	carbon	viton	
A-177VXX	1.375	2.000	.437	H	3.000	1.710	silicon carbide	viton	hard faces
A-186	1.375	2.000	.437	B	3.000	1.710	carbon	buna	
A-186V	1.375	2.000	.437	B	3.000	1.710	carbon	viton	
A-291	1.375	2.125	.437	A	3.000	1.710	carbon	buna	

* tapered spring, no spring retainer

Pump Seals - Type 21



Type A
Ceramic Cup



Type B
Ni-Resist (Metal) Cup



Type C
Ceramic O-Ring



Type J
Ni-Resist O-Ring

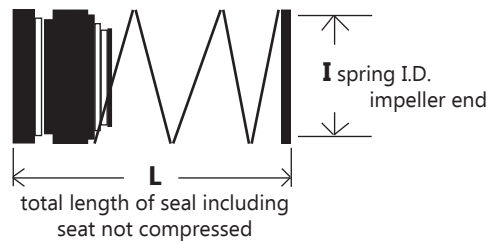


Type H
Silicon Carbide Cup

RPM #	Shaft Size	Seat O.D.	Seat Thick.	Seat Type	"L"	"I"	Seal Head Material	Elastomer	Notes
A-705-21	1.437	2.062	.437	J	3.875	1.800	carbon	buna	Viking
A-11432	1.437	2.250	.437	B	3.000	1.800	carbon	buna	
A-11410V	1.437	2.312	.359	J			carbon	viton	Viking
A-382	1.500	2.125	.437	A	2.875	1.810	carbon	buna	most common 1-1/2" type 21
*A-382TAP	1.500	2.125	.437	A	3.130	2.065	carbon	buna	tapered spring
A-382JC	1.500	2.125	.437	A	3.130	1.850	carbon	buna	John Crane
A-382V	1.500	2.125	.437	A	2.875	1.810	carbon	buna	
A-382VXX	1.500	2.125	.437	H	2.875	1.810	silicon carbide	viton	hard faces
A-305-21	1.500	2.125	.437	A	3.750	1.810	carbon	buna	long spring
A-371	1.500	2.125	.437	B	2.875	1.810	carbon	buna	
A-371V	1.500	2.125	.437	B	2.875	1.810	carbon	viton	
A-816	1.500	2.125	.437	C	2.875	1.810	carbon	buna	
A-259	1.500	2.125	.437	J	2.875	1.810	carbon	buna	
A-115704	1.575	2.376	.469	A	3.125	2.070	carbon	buna	40mm
A-238	1.625	2.375	.500	A	3.375	2.060	carbon	buna	most common 1-5/8" type 21
A-238JC	1.625	2.375	.500	A	2.400	2.050	carbon	buna	John Crane
*A-514	1.625	2.375	.500	A	2.720	2.300	carbon	buna	tapered spring
A-239	1.625	2.375	.500	B	3.375	2.060	carbon	buna	
A-544	1.625	2.375	.500	J	3.375	2.060	carbon	buna	
A-11623	1.625	2.625	.500	J	3.375	2.060	carbon	buna	B&G, Allis Chalmers
A-116810	1.693	2.500	.469	A	3.875	2.060	carbon	buna	43mm
A-237	1.750	2.500	.500	A	3.375	2.060	carbon	buna	most common 1-3/4" type 21
A-237JC	1.750	2.500	.500	A	3.550	2.155	carbon	buna	John Crane
A-237V	1.750	2.500	.500	A	3.375	2.060	carbon	viton	
A-237VXX	1.750	2.500	.500	H	3.375	2.060	silicon carbide	viton	hard faces
A-448	1.750	2.500	.500	B	3.375	2.060	carbon	buna	
A-436	1.750	2.500	.500	J	3.375	2.060	carbon	buna	
A-11708	1.750	2.500	.500	A	3.750	2.060	carbon	buna	long spring
A-11708V	1.750	2.500	.500	A	3.750	2.060	carbon	viton	long spring
A-11708VXX	1.750	2.500	.500	H	3.750	2.060	silicon carbide	viton	long spring, hard faces
A-11770	1.750	2.625	.500	B	3.375	2.060	carbon	buna	
A-117704	1.772	2.625	.500	A	3.125	2.060	carbon	buna	45mm

* tapered spring, no spring retainer

Pump Seals - Type 21



Type A
Ceramic Cup



Type B
Ni-Resist (Metal) Cup



Type C
Ceramic O-Ring



Type J
Ni-Resist O-Ring



Type H
Silicon Carbide Cup

RPM #	Shaft Size	Seat O.D.	Seat Thick.	Seat Type	"L"	"I"	Seal Head Material	Elastomer	Notes
A-340	1.875	2.625	.500	A	3.750	2.220	carbon	buna	
A-340JC	1.875	2.625	.500	A	2.965	2.300	carbon	buna	John Crane
A-340V	1.875	2.625	.500	A	3.750	2.220	carbon	viton	
A-340VXX	1.875	2.625	.500	H	3.750	2.220	silicon carbide	viton	hard faces
A-119604	1.969	2.750	.500	A	3.500	2.330	carbon	buna	50mm
A-267	2.000	2.750	.500	A	3.875	2.356	carbon	buna	
A-267JC	2.000	2.750	.500	A	3.385	2.400	carbon	buna	John Crane
A-338	2.125	3.000	.562	C	3.875	2.600	carbon	buna	
A-338VXX	2.125	3.000	.562	C	3.875	2.600	silicon carbide	viton	hard faces
A-121604	2.165	3.125	.563	A	3.875	2.600	carbon	buna	55mm
A-874	2.250	3.125	.562	A	3.750	2.600	carbon	buna	
A-874V	2.250	3.125	.562	A	3.750	2.600	carbon	viton	
A-874VXX	2.250	3.125	.562	H	3.750	2.600	silicon carbide	viton	hard faces
A-269	2.500	3.375	.562	C	4.500	3.050	carbon	buna	
A-269JC	2.500	3.375	.562	C	4.050	2.980	carbon	buna	John Crane

Pump Seals

RPM #	Shaft Size	Rotating Face
975002-003SC	1-1/8	silicon carbide
134798	1-1/4	durachrome
975002-033SC	1-5/8	silicon carbide
975002-073SC	2-1/8	silicon carbide

gaskets included, carbon seat, viton
134798 used in B & G pumps



**Single Outside
Durametallc RA Seal
For 4300 Series Armstrong**

RPM #	Shaft Size	Ref #
A-11258B2	1-1/8	975000-955
A-16258B2	1-5/8	975000-956
A-21258B2	2-1/8	975000-957

gaskets included
carbon rotary, ceramic seat, viton



**John Crane 8B2 Seals
For 4300 Series Armstrong**

RPM #	Shaft Size	B&G ref #
975002-304VG	1-1/8	
**A-75202	1-1/4	P75202
975002-334VG	1-5/8	P75203
975002-374VG	2-1/8	

** for B&G pumps

gaskets included
antimony carbon rotary, silicon carbide seat, aflas



**U.S. Seal AB2 Seals
For 4300 Series Armstrong**

Carbon Bushing



Type 1 Armstrong



Type 2 B & G

RPM #	Size	Type
CB-1125CB	1-1/8 x 1-7/8 x 5/8 thick	1
P71378	1-1/4 x 2-1/8 x 3/4 thick	2
CB-1625CB	1-5/8 x 2-3/8 x 5/8 thick	1
CB-2125CB	2-1/8 x 2-7/8 x 5/8 thick	1

U.S. Seal for Bell & Gossett Models 80-S, 1510-S, 1531-S, VSC-S, VSVS-S



RPM #	Size	Seat Size	Ref #
A-85070	1-1/4	2.000 x .630	P85070
A-185050	1-5/8	2.375 x .630	185050

Materials : aflas / tungsten carbide / carbon
handles temperatures up to 450 F.
floating O-ring style carbon seat

Pump Seals - Type 1 & 2



Type 2

Silicon Carbide Cup Seat, Great For Boiler Applications

RPM #	Shaft Size	Seat O.D.	Seat Thickness	Spring I.D.	Elastomer	Notes
A-358ECX-2	.750	1.375	.406	1.280	ept	high grade carbon rotary
PS-976EP66X	1.250	1.765	.365	1.760	ept	abrasion resistant carbon
975000-982US	1.250	1.875	.437	1.760	ept	abrasion resistant carbon
A-185-2VXX	1.250	1.875	.437	1.760	viton	silicon carbide seat
975000-984US	1.625	2.375	.500	2.275	ept	abrasion resistant carbon
A-238-2VXX	1.625	2.375	.500	2.275	viton	silicon carbide seat
975000-985	2.125	3.000	.562	2.800	ept	high grade carbon rotary



Type 1

Manufacturer : U.S. Seal or John Crane

RPM #	Shaft Size	Seat O.D.	Seat Thickness	Free Length of Entire Seal	Spring I.D.	Seal Head Material	Seat Material	Elastomer
A-235-1	1.000	1.625	.437	2.800	1.270	carbon	ceramic	buna
A-204-1	1.125	1.750	.437	2.700	1.370	carbon	ceramic	buna
A-204E-1	1.125	1.750	.437	2.700	1.370	carbon	ceramic	ept
A-867E	1.125	1.750	.437	2.700	1.370	carbon	ni-resist O-ring	ept
A-361-1	1.250	1.875	.437	2.920	1.500	carbon	ceramic	buna
A-305-1	1.500	2.125	.437	3.600	1.760	carbon	ceramic	buna
A-745-1	1.625	2.375	.500	3.500	1.890	carbon	ceramic	buna
A-205-1	1.750	2.500	.500	3.780	2.010	carbon	ceramic	buna



Type 21 Double

common use : Barnes effluent pump
viton, 1 side carbon vs ceramic,
1 side silicon carbide vs tungsten carbide

RPM #	Shaft Size	Seat O.D.	Seat Thickness	Free Length of Entire Seal
A-429VCJXZ	1.000	1.625	.437	3.530
A-426VCJXZ	1.250	1.875	.437	4.060

A169720-40



3" Type 2 seal, used in Cornell pumps and others
viton, tungsten carbide rotary vs. silicon carbide O-ring seat
seat size : 3.875 x .625", free length of entire seal : 4.750"

Pump Seals

VGM-2979V



15mm Ebara double seal, viton elastomers
carbon vs. ceramic / silicon carbide vs silicon carbide
seat sizes : 30mm x 5mm, entire free length : 48mm

A-33MMKSB



33mm U.S. Seal VGMC-1
replaces Burgmann MG1
viton, silicon carbide both faces
cup seat : 48mm x 7.5mm

A-5001



20mm seal, Johnson (UK) pump
carbon / silicon carbide
seat : 35mm x 7.5mm
entire free length : 41mm

A-7079VG



12364A seal kit fits, Gorman Rupp T3, T4, T5
1-1/2" type 2, viton / TC / TC
"bullet" shaped O-ring seat : 2.375" o.d.
SS sleeve : 1.250 x 1.500 x 2.300" long

VG-7095 (Gorman - Rupp)



fits T3, T4, T6
viton, tungsten carbide vs. silicon carbide
1-1/4 sleeve i.d., 1-1/2 seal i.d.
c/w shims and O-ring

VGM-2921 (Tsurumi / Hanjin)



SC seat top view SC seat bottom view

20mm double seal, viton
ceramic seat : 38mm x 8mm
silicon carbide seat : 44mm x 8.5mm

PS-4274



3/4" seal for Vico models Super Flo, Ultra Flo &
Ultima, buna / carbon / ceramic
2 seat bores : 1.687" or 1.750"
seat thickness : .685"

A-5004 (WILO)



ref # 2063606
17mm type MG1 seal, cup seat 33mm x 7.5mm
viton, silicon carbide vs silicon carbide

VGM-2920



Speck # 2920343310, 20mm seal
silicon carbide cup seat : 35mm x 7.6mm

A-5006 (WILO)



14mm type MG12 seal, O-ring seat
25mm x 6.6mm
viton, silicon carbide vs silicon carbon seat

A-2950



22mm seal, cup seat 38mm x 6.6mm
entire seal uncompressed 31mm

Aquascape / Tsurumi Used in Decorative Ponds & Waterfalls



PS-1621



Myers 21607A001, effluent pumps
1/2" shaft mounted seat : .190" thick

RPM #	Shaft Size	Seat Size
A-12X25AQU	12mm	25mm x 5mm
A-12MMAQU	12mm	26mm x 5mm
A-12X28AQU	12mm	28mm x 5mm
A-14X26AQU	14mm	26mm x 5mm
A-14MMAQU	14mm	28mm x 5mm
A-14X30AQU	14mm	30mm x 5mm

Materials : viton, both seats silicon carbide,
1 rotary silicon carbide, 1 rotary silicon carbide

Pump Seals - Grundfos

Car = Carbon
 SC = Silicon Carbide
 TC = Tungsten Carbide



bellows component seal

Pump Models CR2, CRN2 (S), CR4, CR4 (S), CR8				
RPM #	Shaft Size mm	Seat Size mm	Grundfos #	Materials
A-1301G	12	23 x 9	405347	SC / SC / Viton
A-1300G	12	23 x 9	405096	SC / SC / Epr
A-1302G	12	23 x 9	405347TC	TC / TC / Viton
Pump Models CR8, CR8 (S), CR16, CRN16 (S)				
A-1304G	16	27 x 10	425672	SC / SC / Viton
A-1303G	16	27 x 10	425763	SC / SC / Epr
A-1305G	16	27 x 10	425672TC	TC / TC / Viton



cartridge seal threaded retainer

Pump Models CR, CR8 CRI, CRN1, CRN3, CRN5, CRNE1, CRNE3-23HS			
RPM #	Shaft Size mm	Grundfos #	Materials
A-1503G	12	96455087	SC / SC / Viton
A-1500G	12	96455082	Car / TC / Epr
A-1501G	12	96455086	TC / TC / Epr
A-1502G	12	96455083	Car / TC / Viton
A-1504G	12	96455085	TC / TC / Viton
A-1518G	12	96455086	SC / SC / Epr
Pump Models CR, CRI, CRN10, CRN15, CRN20			
A-1508G	16	96511845	SC / SC / Viton
A-1505G	16	96511836	Car / TC / Epr
A-1506G	16	96511840	TC / TC / Epr
A-1507G	16	96511837	Car / TC / Viton
A-1509G	16	96511841	TC / TC / Viton
A-1519G	16	96511844	SC / SC / Epr



cartridge seal clamped retainer

Pump Models CR, CRN32, CRN45, CRN64, CRN90			
RPM #	Shaft Size mm	Grundfos #	Materials
A-1513G	22	96525490	SC / SC / Viton
A-1510G	22	96416584	Car / TC / Epr
A-1511G	22	96433365	TC / TC / Epr
A-1512G	22	96525459	Car / TC / Viton
A-1514G	22	96436728	TC / TC / Viton
A-1520G	22	96525458 / 96494664	SC / SC / Epr



12mm seal commonly seen on concrete pumping machines and EDM machines

A-415080
 12mm seal
 viton / tungsten carbide rotary and stationary
 seat : 23mm x 8.5mm

Pump Seals

A-5000



ref # 190120-001
16mm U.S. Seal VGMC-1
viton, silicon carbide vs. carbon
used in S.A. Armstrong VMS10 vertical
pumps, seat : 27mm x 10mm

A-5002



ref # 190120-000
1/2" U.S. Seal
viton, carbon vs. silicon carbide
used in S.A. Armstrong VMS03, 05 vertical pumps
seat : 23mm x 9mm

A-5003



ref # 190120-002 20mm U.S. Seal VGMC-1
viton, silicon carbide vs carbon seat
used in S.A. Armstrong VMS18
vertical pumps, seat : 35mm x 9.5

A-5005



ref # 190120-003 28mm U.S. Seal VGMC-1
viton, carbon vs silicon carbide seat
used in S.A. Armstrong VMS32, 45, 64 vertical pumps,
seat : 43mm x 13mm

Cyclone Separators

KY-3SS

316SS 5-1/2" long
1/2" npt ports



KY-1

nylon 6-9/32" long
1/2" npt ports



simple yet effective method of keeping abrasives away from sealing surfaces
effective for products in suspension such as sand, iron oxide, or dirt. product
dissolved in the liquid can not be removed by a cyclone separator

Goulds Stainless Vertical Pumps



Part #	Shaft Size	Pump	Seat Size
A-12VXXGOU	12mm	1SV, 2SV	23mm x 6.6mm
A-16VXXGOU	16mm	3SV, 4SV	27mm x 7.6mm
A-25VXXGOU	25mm	5SV, 6SV	40mm x 7.5mm

viton / silicon carbide both faces

Wemco - Hidrostral



VG-7086
1-1/2" U.S. Seal
viton / tungsten carbide rotary / silicon carbide seat
seat : 2.125" x .437"

P-80 Lubricant

water based formula designed to lubricate rubber
makes installation of mechanical seals fast & easy
15 to 20 minutes work time before drying
totally evaporates, leaving no residue



A-LUBE, 1 pint



A-LUBE10ML, 10ml tube

MSX Vertical Waste Water Flowserve, Durco, Worthington



PS-7972
1-1/4" upper seal U.S. Seal type G
buna / silicon carbide / silicon carbide seat : 1.875" x .437"

PS-7971
1-3/8" lower seal U.S. Seal type G
buna / carbon / ceramic seat : 2.000" x .437"

Pump Seals - Metric AR

RPM #	Shaft Size	Seat O.D.	Seat Thick.	Rotary O.D.	Installed Length
A-3252AR	8	26	5.5	24	15
A-8020AR	9	26	8	24	19
A-3254AR	10	26	8	24	21
A-3255AR	11	26	8	24	21
VGM-8066	12	26	5.5	24	18.5
A-3256AR	12	26	8	24	21
*A-3256ARV	12	26	8	24	21
A-3258AR	13	26	8	24	19.5
A-8068AR	14	25	8	28	21
A-3292AR	14	28.5	8	28	21
A-3259AR	14	29.5	8	32	21
A-3293AR	15	28.5	8	28	21
A-3260AR	15	29.5	8	32	21
A-3296AR	15	38	8	39	21
A-3261AR	16	29.5	8	32	21
A-3262AR	16	38	8	39	21
A-8076AR	16	42	8	39	21
A-3263AR	17	42	8	39	21
A-3264AR	18	42	8	39	21
A-3265AR	19	42	8	39	21
A-3266AR	20	42	8	39	21
A-3267AR	20	45	10	42	23
A-3268AR	22	45	10	42	23
A-8079AR	23	50	10	47	23.5
A-3270AR	24	50	10	47	23.5
A-3271AR	25	50	10	42	23.5
A-3272AR	25	50	10	47	23.5
A-3273AR	26	50	10	47	23.5
A-3275AR	28	57	10	54	25
A-3276AR	30	57	10	54	25
A-3277AR	32	57	10	54	25
A-3278AR	35	63	10	60	26
A-3279AR	38	68	12	65	30
A-3280AR	40	68	12	65	30
A-3281AR	45	73	12	70	32
A-3282AR	50	88	15	85	38
A-3283AR	55	88	15	85	38
A-3284AR	60	110	15	105	45
A-8098AR	65	110	15	105	47
A-8087AR	70	110	15	105	47

* = viton elastomers



buna, carbon rotary vs. ceramic cup seat
 installed length includes seat
 similar to : U.S. Seal VGMA & Burgmann AR

Pump Seals - Metric AE

RPM #	Shaft Size	Seat O.D.	Seat Thickness	Rotary O.D.	Installed Length
A-2872AE	10	18.1	5.5	20	20.5
VGM-8000D	10	21	7	20	22
A-2888AE	11	20.6	5.5	22	23.5
A-2873AE	12	20.6	5.5	22	23.5
VGM-8002D	12	23	7	22	25
A-2874AE	13	23.1	7	25	28
A-2875AE	14	23.1	8	25	28
VGM-8004D	14	25	7	25	29
A-2876AE	15	26.9	7	29	30
A-2877AE	16	26.9	7	29	30
VGM-8006D	16	27	7	29	30
A-2889AE	17	26.9	7	29	30
A-2878AE	18	30.9	8	33	32
VGM-8008D	18	33	10	33	34
A-2879AE	19	30.9	8	33	33
A-2880AE	20	30.9	8	33	33
VGM-8010D	20	35	10	33	35
A-2881AE	22	35.4	8	38	33
VGM-8011D	22	37	10	38	35
A-2882AE	24	35.4	8	38	35
VGM-8012D	24	39	10	38	37
A-2883AE	25	38.2	8.5	40	35.5
VGM-8013D	25	40	10	40	37
A-2884AE	28	43.3	9	46	39
VGM-8014D	28	43	10	46	39
A-2885AE	30	43.3	9	46	39
VGM-8015D	30	45	10	46	40
A-2886AE	32	43.3	9	46	39
VGM-8016D	32	48	10	46	40
A-2896AE	33	53.5	11.5	48	50.5
VGM-8099D	33	48	10	48	49
A-2887AE	35	53.5	11.5	50	50.5
VGM-8017D	35	50	10	50	49
A-2900AE	38	60.5	11.5	58	50.5
VGM-8018D	38	56	13	55	52
A-2902AE	40	60.5	11.5	58	50.5
VGM-8019D	40	58	13	55	52

installed length includes seat



buna, ceramic rotary vs. carbon seat floating seat
similar to : U.S. Seal VGMB, Burgmann AE
seal parts #'s ending in "D" are commonly seen in
Goulds G&L / Lowara pumps

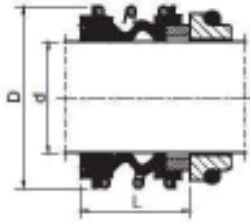
Pump Seals - Metric

VGMC-1 and VGMC-12 Rotary Heads

Order seats separately on pages 152-153

Similar To:

AES B02 & B012, Burgmann
Vulcan 19 & 192



Type VGMC-1

Features

To DIN 24960 (VGMC-12)
Single Seal - Unbalanced
Bi-Directional
Elastomer Bellows



Type VGMC-12

Seal Size d	Head OD D
10	22.5
12	25.0
14	28.5
15	28.5
16	28.5
18	32.0
20	37.0
22	37.0
24	42.5
25	42.5
26	49.0
30	49.0
32	53.5
33	53.5
35	57.0
38	59.0
40	62.0
42	65.5
43	65.5
45	68.0
48	70.5
50	74.0
53	78.5
55	81.0
58	85.5
60	88.5
65	93.5
68	96.5
70	99.5
75	107.0
80	112.0
85	120.0
90	127.0
95	132.0
100	137.0

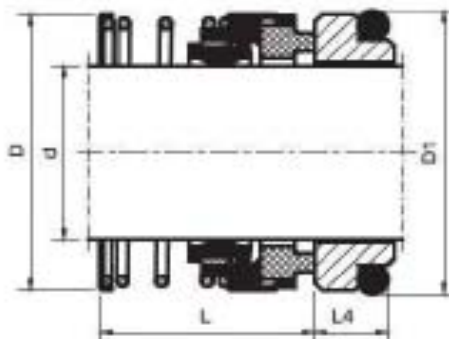
VGMC-1 Oper. Hgt. L	VGMC-1 Head Part No. Buna / Carbon	VGMC-1 Head Part No. Viton® / SC
14.5	HD-8090M	HD-8125M
15.0	HD-8091M	HD-8126M
17.0	HD-8092M	HD-8127M
17.0	HD-8093M	HD-8128M
17.0	HD-8094M	HD-8129M
19.5	HD-8095M	HD-8130M
21.5	HD-8096M	HD-8131M
21.5	HD-8097M	HD-8132M
22.5	HD-8098M	HD-8133M
23.0	HD-8099M	HD-8038M
26.5	HD-8100M	HD-8046M
26.5	HD-8101M	HD-8134M
27.5	HD-8102M	HD-8135M
27.5	HD-8103M	HD-8136M
28.5	HD-8104M	HD-8137M
30.0	HD-8105M	HD-8138M
30.0	HD-8106M	HD-8139M
30.0	HD-8107M	HD-8140M
30.0	HD-8108M	HD-8141M
30.0	HD-8109M	HD-8047M
30.5	HD-8110M	HD-8142M
30.5	HD-8111M	HD-8048M
33.0	HD-8112M	HD-8143M
35.0	HD-8113M	HD-8144M
37.0	HD-8114M	HD-8145M
38.0	HD-8115M	HD-8146M
40.0	HD-8116M	HD-8147M
40.0	HD-8117M	HD-8148M
40.0	HD-8118M	HD-8049M
40.0	HD-8119M	HD-8050M
40.0	HD-8120M	HD-8149M
41.0	HD-8121M	HD-8150M
45.0	HD-8122M	HD-8151M
46.0	HD-8123M	HD-8152M
47.0	HD-8124M	HD-8153M

VGMC-12 Oper. Hgt. L1	VGMC-12 Head Part No. Buna / Carbon	VGMC-12 Head Part No. Viton® / SC
25.9	HD-8154M	HD-8189M
25.9	HD-8155M	HD-8190M
28.4	HD-8156M	HD-8191M
28.4	HD-8157M	HD-8192M
28.4	HD-8158M	HD-8193M
30.0	HD-8159M	HD-8194M
30.0	HD-8160M	HD-8195M
30.0	HD-8161M	HD-8196M
32.5	HD-8162M	HD-8197M
32.5	HD-8163M	HD-8198M
35.0	HD-8164M	HD-8199M
35.0	HD-8165M	HD-8200M
35.0	HD-8166M	HD-8201M
35.0	HD-8167M	HD-8202M
35.0	HD-8168M	HD-8203M
36.0	HD-8169M	HD-8204M
36.0	HD-8170M	HD-8205M
36.0	HD-8171M	HD-8206M
36.0	HD-8172M	HD-8207M
36.0	HD-8173M	HD-8208M
36.0	HD-8174M	HD-8209M
38.0	HD-8175M	HD-8210M
36.5	HD-8176M	HD-8211M
36.5	HD-8177M	HD-8212M
41.5	HD-8178M	HD-8213M
41.5	HD-8179M	HD-8214M
41.5	HD-8180M	HD-8215M
41.5	HD-8181M	HD-8216M
48.7	HD-8182M	HD-8217M
48.7	HD-8183M	HD-8218M
48.0	HD-8184M	HD-8219M
46.0	HD-8185M	HD-8220M
51.0	HD-8186M	HD-8221M
51.0	HD-8187M	HD-8222M
51.0	HD-8188M	HD-8223M

Pump Seals - Metric

VGMH Rotary Heads

Order seats separately on pages 152-153

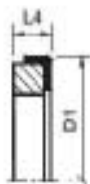


Rotary Part No. Buna / Carbon	Rotary Part No. Viton® / SC
HD-8273M	HD-8293M
HD-8274M	HD-8294M
HD-8275M	HD-8295M
HD-8276M	HD-8296M
HD-8039M	HD-8297M
HD-8277M	HD-8298M
HD-8040M	HD-8299M
HD-8041M	HD-8300M
HD-8278M	HD-8301M
HD-8042M	HD-8302M
HD-8279M	HD-8303M
HD-8280M	HD-8304M
HD-8281M	HD-8305M
HD-8282M	HD-8306M
HD-8283M	HD-8307M
HD-8043M	HD-8308M
HD-8284M	HD-8309M
HD-8285M	HD-8310M
HD-8286M	HD-8311M
HD-8044M	HD-8312M
HD-8287M	HD-8313M
HD-8045M	HD-8314M
HD-8288M	HD-8315M
HD-8289M	HD-8316M
HD-8290M	HD-8317M
HD-8291M	HD-8318M
HD-8292M	HD-8319M

Seal Size d	Head OD D	Oper. Hgt. L
12	22.8	23.9
14	22.8	26.4
16	26.4	26.4
18	29.5	27.5
20	33.6	27.5
22	33.6	27.5
24	38.0	30.0
25	39.1	30.0
28	42.5	32.5
30	45.6	32.5
32	45.6	32.5
33	49.0	32.5
35	49.0	32.5
38	52.0	34.0
40	57.2	34.0
43	60.6	34.0
45	60.6	34.0
48	63.8	34.0
50	65.6	34.5
55	76.9	34.5
58	78.4	39.5
60	78.4	39.5
63	81.2	39.5
65	84.5	39.5
68	89.6	37.2
70	89.6	44.7
75	96.6	44.7

Pump Seals - Metric

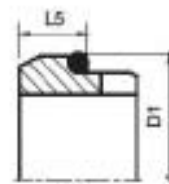
Seats



G60



G6



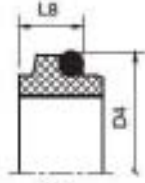
G9

Seal Size d	Mating Ring OD D1	Mating Ring Thick L4	VGM-G60 Viton® / SC Part No.	VGM-G6 Viton® / SC Part No.
10	21	6.6	STG60VSC10	STG6VSC10
12	23	6.6	STG60VSC12	STG6VSC12
14	25	6.6	STG60VSC14	STG6VSC14
15	27	6.6	STG60VSC15	STG6VSC15
16	27	6.6	STG60VSC16	STG6VSC16
18	33	7.5	STG60VSC18	STG6VSC18
20	35	7.5	STG60VSC20	STG6VSC20
22	37	7.5	STG60VSC22	STG6VSC22
24	39	7.5	STG60VSC24	STG6VSC24
25	40	7.5	STG60VSC25	STG6VSC25
28	43	7.5	STG60VSC28	STG6VSC28
30	45	7.5	STG60VSC30	STG6VSC30
32	48	7.5	STG60VSC32	STG6VSC32
33	48	7.5	STG60VSC33	STG6VSC33
35	50	7.5	STG60VSC35	STG6VSC35
38	56	9.0	STG60VSC38	STG6VSC38
40	58	9.0	STG60VSC40	STG6VSC40
42	61	9.0	STG60VSC42	STG6VSC42
43	61	9.0	STG60VSC43	STG6VSC43
45	63	9.0	STG60VSC45	STG6VSC45
48	66	9.0	STG60VSC48	STG6VSC48
50	70	9.5	STG60VSC50	STG6VSC50
53	73	11.0	STG60VSC53	STG6VSC53
55	75	11.0	STG60VSC55	STG6VSC55
58	78	11.0	STG60VSC58	STG6VSC58
60	80	11.0	STG60VSC60	STG6VSC60
65	85	11.0	STG60VSC65	STG6VSC65
68	90	11.3	STG60VSC68	STG6VSC68
70	92	11.3	STG60VSC70	STG6VSC70
75	97	11.3	STG60VSC75	STG6VSC75
80	105	12.0	STG60VSC80	STG6VSC80
85	110	14.0	STG60VSC85	STG6VSC85
90	115	14.0	STG60VSC90	STG6VSC90
95	120	14.0	STG60VSC95	STG6VSC95
100	125	14.0	STG60VSC100	STG6VSC100

Mating Ring OD D1	Mating Ring Thick L5	VGM-G9 Viton® / Carbon Part No.	VGM-G9 Viton® / SC Part No.
21	10.0	STG9VCA10	STG9VSC10
23	10.0	STG9VCA12	STG9VSC12
25	10.0	STG9VCA14	STG9VSC14
27	10.0	STG9VCA15	STG9VSC15
27	10.0	STG9VCA16	STG9VSC16
33	11.5	STG9VCA18	STG9VSC18
35	11.5	STG9VCA20	STG9VSC20
37	11.5	STG9VCA22	STG9VSC22
39	11.5	STG9VCA24	STG9VSC24
40	11.5	STG9VCA25	STG9VSC25
43	11.5	STG9VCA28	STG9VSC28
45	11.5	STG9VCA30	STG9VSC30
48	11.5	STG9VCA32	STG9VSC32
48	11.5	STG9VCA33	STG9VSC33
50	11.5	STG9VCA35	STG9VSC35
56	14.0	STG9VCA38	STG9VSC38
58	14.0	STG9VCA40	STG9VSC40
61	14.0	STG9VCA42	STG9VSC42
61	14.0	STG9VCA43	STG9VSC43
63	14.0	STG9VCA45	STG9VSC45
66	14.0	STG9VCA48	STG9VSC48
70	15.0	STG9VCA50	STG9VSC50
73	15.0	STG9VCA53	STG9VSC53
75	15.0	STG9VCA55	STG9VSC55
78	15.0	STG9VCA58	STG9VSC58
80	15.0	STG9VCA60	STG9VSC60
85	15.0	STG9VCA65	STG9VSC65
90	18.0	STG9VCA68	STG9VSC68
92	18.0	STG9VCA70	STG9VSC70
97	18.0	STG9VCA75	STG9VSC75
105	18.2	STG9VCA80	STG9VSC80
110	18.2	STG9VCA85	STG9VSC85
115	18.2	STG9VCA90	STG9VSC90
120	17.2	STG9VCA95	STG9VSC95
125	17.2	STG9VCA100	STG9VSC100

Pump Seals - Metric

Seats



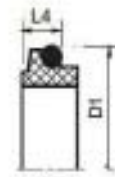
G13



G50



G4



G606

Seal Size d	Mating Ring OD D4	Mating Ring Thick L3	Mating Ring OD D2	Mating Ring Thick L6	VGM-G13 Viton® / Carbon Part No.	VGM-G50 Viton® / SC Part No.
10	19.2	7.1	24.60	9.0	STG13VCA10	STG50VSC10
12	21.6	7.6	27.80	9.0	STG13VCA12	STG50VSC12
14	24.6	7.6	30.95	10.5	STG13VCA14	STG50VSC14
15	24.6	8.6	30.95	10.5	STG13VCA15	STG50VSC15
16	28.0	9.0	30.95	10.5	STG13VCA16	STG50VSC16
18	30.0	10.0	34.15	10.5	STG13VCA18	STG50VSC18
20	35.0	9.5	35.70	10.5	STG13VCA20	STG50VSC20
22	35.0	9.5	37.30	10.5	STG13VCA22	STG50VSC22
24	38.0	9.5	40.50	10.5	STG13VCA24	STG50VSC24
25	38.0	9.5	40.50	10.5	STG13VCA25	STG50VSC25
28	42.0	11.0	47.65	12.0	STG13VCA28	STG50VSC28
30	45.0	11.0	50.80	12.0	STG13VCA30	STG50VSC30
32	48.0	11.0	50.80	12.0	STG13VCA32	STG50VSC32
33	50.0	11.5	54.00	12.0	STG13VCA33	STG50VSC33
35	52.0	11.5	54.00	12.0	STG13VCA35	STG50VSC35
38	55.0	11.5	57.15	12.0	STG13VCA38	STG50VSC38
40	58.0	11.5	60.35	12.0	STG13VCA40	STG50VSC40
42	60.0	14.3	63.50	12.0	STG13VCA42	STG50VSC42
43	62.0	14.3	63.50	12.0	STG13VCA43	STG50VSC43
45	64.0	14.3	63.50	12.0	STG13VCA45	STG50VSC45
48	68.4	14.3	66.70	12.0	STG13VCA48	STG50VSC48
50	69.3	14.3	69.85	13.5	STG13VCA50	STG50VSC50
53	72.3	15.3	73.05	13.5	STG13VCA53	STG50VSC53
55	75.4	15.3	76.20	13.5	STG13VCA55	STG50VSC55
58	78.4	15.3	79.40	13.5	STG13VCA58	STG50VSC58
60	80.4	15.3	79.40	13.5	STG13VCA60	STG50VSC60
65	85.4	15.3	82.10	16.0	STG13VCA65	STG50VSC65
68	91.5	16.0	85.25	16.0	STG13VCA68	STG50VSC68
70	92.0	15.3	85.25	16.0	STG13VCA70	STG50VSC70
75	99.0	15.3	101.60	16.0	STG13VCA75	STG50VSC75
80	104.0	16.3	114.30	20.0	STG13VCA80	STG50VSC80
85	INQ	INQ	117.50	20.0	STG13VCA85	STG50VSC85
90	INQ	INQ	123.85	20.0	STG13VCA90	STG50VSC90
95	INQ	INQ	127.00	20.0	STG13VCA95	STG50VSC95
100	INQ	INQ	133.35	20.0	STG13VCA100	STG50VSC100

Mating Ring OD D3	Mating Ring Thick L7	VGM-G4 Viton® / SC Part No.
19.2	6.6	STG4VSC10
21.6	5.6	STG4VSC12
24.6	5.6	STG4VSC14
24.6	6.6	STG4VSC15
28.0	7.5	STG4VSC16
30.0	8.0	STG4VSC18
35.0	7.5	STG4VSC20
35.0	7.5	STG4VSC22
38.0	7.5	STG4VSC24
38.0	7.5	STG4VSC25
42.0	9.0	STG4VSC28
45.0	10.5	STG4VSC30
48.0	10.5	STG4VSC32
50.0	11.0	STG4VSC33
52.0	11.0	STG4VSC35
55.0	10.3	STG4VSC38
58.0	10.8	STG4VSC40
62.0	12.0	STG4VSC42
62.0	12.0	STG4VSC43
64.0	11.6	STG4VSC45
68.4	11.6	STG4VSC48
69.3	11.6	STG4VSC50
72.3	12.3	STG4VSC53
75.4	13.3	STG4VSC55
78.4	13.3	STG4VSC58
80.4	13.3	STG4VSC60
85.4	13.0	STG4VSC65
91.5	13.7	STG4VSC68
92.0	13.0	STG4VSC70
99.0	14.0	STG4VSC75
104.0	15.0	STG4VSC80
109.0	14.8	STG4VSC85
114.0	14.8	STG4VSC90
120.3	15.8	STG4VSC95
123.3	15.8	STG4VSC100

Mating Ring OD D1	Mating Ring Thick L4	VGM-G606 Viton® / Carbon Part No.
21	6.6	STG606VCA10
23	6.6	STG606VCA12
25	6.6	STG606VCA14
27	6.6	STG606VCA15
27	6.6	STG606VCA16
33	7.5	STG606VCA18
35	7.5	STG606VCA20
37	7.5	STG606VCA22
39	7.5	STG606VCA24
40	7.5	STG606VCA25
43	7.5	STG606VCA28
45	7.5	STG606VCA30
48	7.5	STG606VCA32
48	7.5	STG606VCA33
50	7.5	STG606VCA35
56	9.0	STG606VCA38
58	9.0	STG606VCA40
61	9.0	STG606VCA42
61	9.0	STG606VCA43
63	9.0	STG606VCA45
66	9.0	STG606VCA48
70	9.5	STG606VCA50
73	11.0	STG606VCA53
75	11.0	STG606VCA55
78	11.0	STG606VCA58
80	11.0	STG606VCA60
85	11.0	STG606VCA65
90	11.3	STG606VCA68
92	11.3	STG606VCA70
97	11.3	STG606VCA75
105	12.0	STG606VCA80
110	14.0	STG606VCA85
115	14.0	STG606VCA90
120	14.0	STG606VCA95
125	14.0	STG606VCA100

Pump Seals - Flygt



Flygt Model	Upper Seal	Seal Size mm	Materials	Lower Seal	Seal Size mm	Materials	O-Ring Kit
2066	VGF-02020	20	Car /TC / Buna	VGF-03020	20	TC / TC / Viton	OKIT-2066
2102.040	VGF-09022	22	TC / TC / Buna	VGF-10022	22	TC / TC / Viton	OKIT-2102
2102.041	VGF-07022	22	TC / TC / Buna	VGF-08022	22	TC / TC / Viton	OKIT-2102
2102.210	VGF-07022	22	TC / TC / Buna	VGF-08022	22	TC / TC / Viton	OKIT-2102
2125	VGF-19028	28	TC / TC / Buna	VGF-20028	28	TC / TC / Viton	OKIT-2125
2140	VGF-19028	28	TC / TC / Buna	VGF-20028	28	TC / TC / Viton	OKIT-2140
2151.010	VGF-21035	35	TC / TC / Buna	VGF-22035	35	TC / TC / Viton	OKIT-2151
2151.011	VGF-21035	35	TC / TC / Buna	VGF-23035	35	TC / TC / Viton	OKIT-2151
2151.050	VGF-21035	35	TC / TC / Buna	VGF-23035	35	TC / TC / Viton	OKIT-2151
2201.011LT	VGF-28045	45	Car / TC / Buna	VGF-29045	45	TC / TC / Viton	OKIT-3152
2250	VGF-30060	60	Car / TC / Buna	VGF-31060	60	TC / TC / Viton	OKIT-2250
2400	VGF-34060	60	TC / TC / Buna	VGF-35060	60	TC / TC / Viton	OKIT-2400
3066	VGF-04020	20	Cer / Car / Buna	VGF-05020	20	TC / TC / Viton	OKIT-3066
3067.090	VGF-04020	20	Cer / Car / Buna	VGF-05020	20	TC / TC / Viton	OKIT-3067
3067.170	VGF-04020	20	Cer / Car / Buna	VGF-05020	20	TC / TC / Viton	OKIT-3067
3067.180	VGF-04020	20	Cer / Car / Buna	VGF-05020	20	TC / TC / Viton	OKIT-3067
3067.250	VGF-04020	20	Cer / Car / Buna	VGF-05020	20	TC / TC / Viton	OKIT-3067
3067.590	VGF-04020	20	Cer / Car / Buna	VGF-05020	20	TC / TC / Viton	OKIT-3067
3067.690	VGF-04020	20	Cer / Car / Buna	VGF-05020	20	TC / TC / Viton	OKIT-3067
3067.890	VGF-04020	20	Cer / Car / Buna	VGF-05020	20	TC / TC / Viton	OKIT-3067
3082	VGF-09022	22	TC / TC / Buna	VGF-10022	22	TC / TC / Viton	OKIT-3082
3085.091	VGF-04020	20	Cer / Car / Buna	VGF-05020	20	TC / TC / Viton	OKIT-3085
3085.092	VGF-04020	20	Cer / Car / Buna	VGF-05020	20	TC / TC / Viton	OKIT-3085
3085.120	VGF-04020	20	Cer / Car / Buna	VGF-05020	20	TC / TC / Viton	OKIT-3085
3085.170	VGF-04020	20	Cer / Car / Buna	VGF-05020	20	TC / TC / Viton	OKIT-3085
3085.171	VGF-04020	20	Cer / Car / Buna	VGF-05020	20	TC / TC / Viton	OKIT-3085

Car = Carbon, Cer = Ceramic, TC = Tungsten Carbide

VGF-0772



plastic seat housing for 3085 Flygt pumps accepts standard O-ring type seat

VGF-0771



bronze seat housing for 3085 Flygt Slurry pumps machined groove for O-ring accepts floating O-ring type seat

VGF-3085SL



20mm seal for Flygt 3085 Slurry viton with tungsten carbide both faces floating O-ring seat

Pump Seals - Flygt



Flygt Model	Upper Seal	Seal Size mm	Materials	Lower Seal	Seal Size mm	Materials	O-Ring Kit
3085.172	VGf-04020	20	Cer / Car / Buna	VGf-05020	20	TC / TC / Viton	OKIT-3085
3085.180	VGf-04020	20	Cer / Car / Buna	VGf-05020	20	TC / TC / Viton	OKIT-3085
3085.181	VGf-04020	20	Cer / Car / Buna	VGf-05020	20	TC / TC / Viton	OKIT-3085
3085.182	VGf-04020	20	Cer / Car / Buna	VGf-05020	20	TC / TC / Viton	OKIT-3085
3085.280	VGf-04020	20	Cer / Car / Buna	VGf-06020	20	TC / TC / Viton	OKIT-3085
3085.290	VGf-04020	20	Cer / Car / Buna	VGf-06020	20	TC / TC / Viton	OKIT-3085
3085.890	VGf-04020	20	Cer / Car / Buna	VGf-05020	20	TC / TC / Viton	OKIT-3085
3085.891	VGf-04020	20	Cer / Car / Buna	VGf-05020	20	TC / TC / Viton	OKIT-3085
3101	VGf-17028	28	TC / TC / Buna	VGf-18028	28	TC / TC / Viton	OKIT-3101
3102	VGf-14025	25	Cer / TC / Buna	VGf-15025	25	TC / TC / Viton	OKIT-3102
3126.090	VGf-21035	35	TC / TC / Buna	VGf-22035	35	TC / TC / Viton	OKIT-3126
3126.091	VGf-21035	35	TC / TC / Buna	VGf-25035	35	TC / TC / Viton	OKIT-3126
3126.180	VGf-21035	35	TC / TC / Buna	VGf-22035	35	TC / TC / Viton	OKIT-3126
3126.181	VGf-24035	35	Car / TC / Buna	VGf-25035	35	TC / TC / Viton	OKIT-3126
3126.280	VGf-21035	35	TC / TC / Buna	VGf-25035	35	TC / TC / Viton	OKIT-3126
3126.290	VGf-21035	35	TC / TC / Buna	VGf-25035	35	TC / TC / Viton	OKIT-3126
3127	VGf-24035	35	Car / TC / Buna	VGf-25035	35	TC / TC / Viton	OKIT-3127
3140	VGf-28045	45	Car / TC / Buna	VGf-29045	45	TC / TC / Viton	OKIT-3140
3152	VGf-28045	45	Car / TC / Buna	VGf-29045	45	TC / TC / Viton	OKIT-3152
3170	VGf-32060	60	Car / TC / Buna	VGf-33060	60	TC / TC / Viton	OKIT-3201
3201	VGf-32060	60	Car / TC / Buna	VGf-33060	60	TC / TC / Viton	OKIT-3201
3300.091	VGf-36090	90	TC / TC / Buna	VGf-37080	80	TC / TC / Viton	OKIT-3300
3300.181	VGf-36090	90	TC / TC / Buna	VGf-37080	80	TC / TC / Viton	OKIT-3300
3300.280	VGf-36090	90	TC / TC / Buna	VGf-37080	80	TC / TC / Viton	OKIT-3300
3300.980	VGf-36090	90	TC / TC / Buna	VGf-37080	80	TC / TC / Viton	OKIT-3300
3530	VGf-36090	90	TC / TC / Buna	VGf-39120	120	TC / TC / Viton	

Car = Carbon
 Cer = Ceramic
 TC = Tungsten Carbide

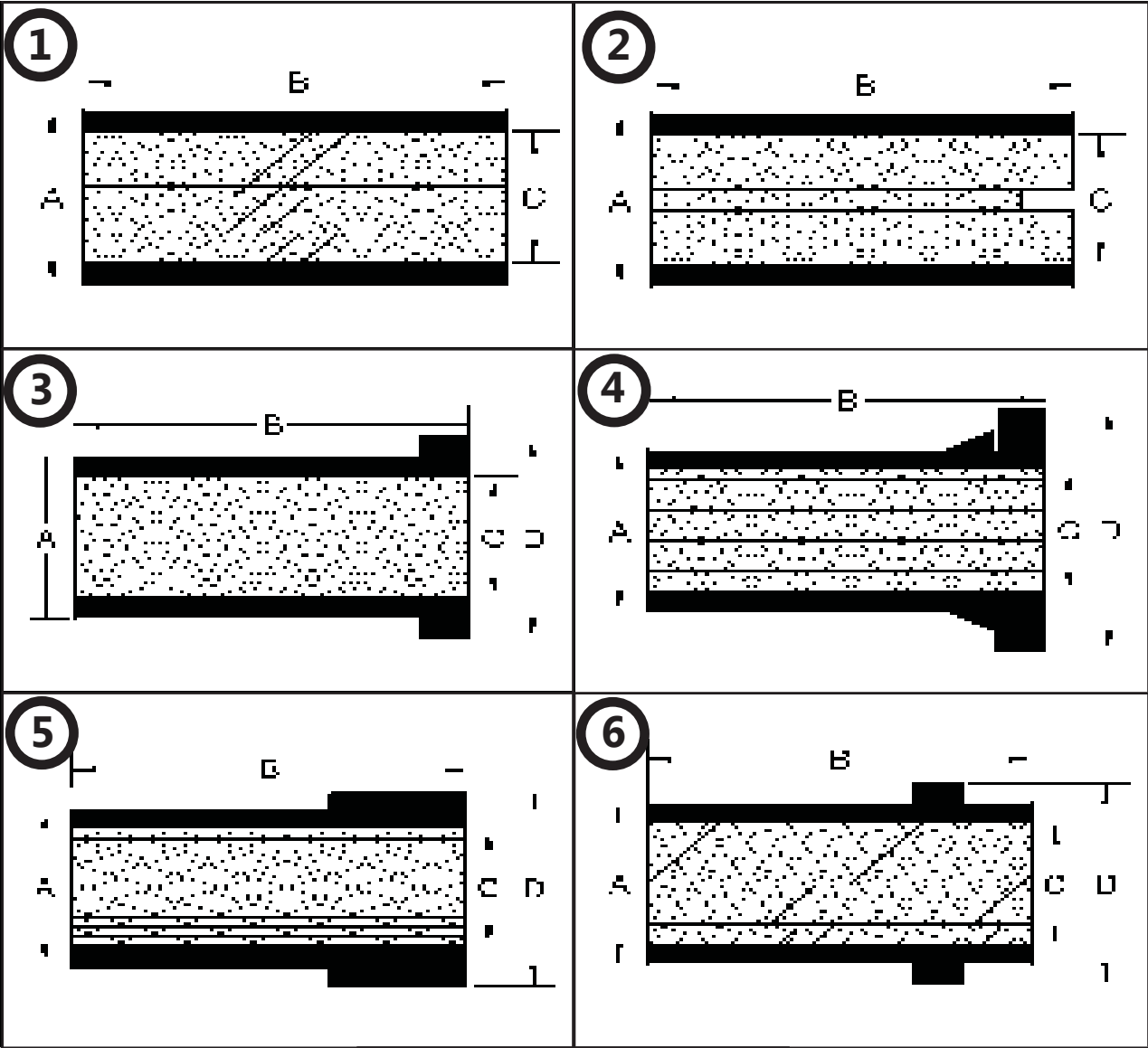
Pump Seals - Flygt Plug-In

Flygt Model	Upper Seal	Seal Size mm	Materials	O-Ring Kit
2610	VG-20000	20	TC / TC / Viton // TC / Cer / Viton	OKIT-2610
2620	VG-20000	20	TC / TC / Viton // TC / Cer / Viton	OKIT-2620
2630	VG-20000	20	TC / TC / Viton // TC / Cer / Viton	OKIT-2630
2640	VG-20000	20	TC / TC / Viton // TC / Cer / Viton	OKIT-2640
2660	VG-20001	25	SC / SC / Viton // TC / Cer / Viton	
2670	VG-20002	35	TC / TC / Viton // TC / TC / Viton	OKIT-2670
3153	VG-20002	35	TC / TC / Viton // TC / TC / Viton	OKIT-3153
3171	VG-20003	45	TC / TC / Viton // TC / TC / Viton	OKIT-3171
3202	VG-20004	60	TC / TC / Viton // TC / TC / Viton	OKIT-3202
3301	VG-20005	80	TC / TC / Viton // TC / TC / Viton	OKIT-3301
4610	VG-20000	20	TC / TC / Viton // TC / Cer / Viton	OKIT-4610
4620	VG-20000	20	TC / TC / Viton // TC / Cer / Viton	OKIT-4610
4630	VG-20001	25	SC / SC / Viton // TC / Cer / Viton	OKIT-4630
4640	VG-20001	25	SC / SC / Viton // TC / Cer / Viton	OKIT-4630
4650	VG-20003	45	TC / TC / Viton // TC / TC / Viton	OKIT-4650
4660	VG-20003	45	TC / TC / Viton // TC / TC / Viton	OKIT-4650
4670	VG-20004	60	TC / TC / Viton // TC / TC / Viton	OKIT-4670
4680	VG-20004	60	TC / TC / Viton // TC / TC / Viton	OKIT-4670
5100.210	VG-20002	35	TC / TC / Viton // TC / TC / Viton	OKIT-5100
5100.211	VG-20002	35	TC / TC / Viton // TC / TC / Viton	OKIT-5100-211
5100.220	VG-20002	35	TC / TC / Viton // TC / TC / Viton	OKIT-5100
5100.221	VG-20002	35	TC / TC / Viton // TC / TC / Viton	OKIT-5100-211
5100.250	VG-20003	45	TC / TC / Viton // TC / TC / Viton	OKIT-5100-250
5100.251	VG-20003	45	TC / TC / Viton // TC / TC / Viton	OKIT-5100-250
5100.260	VG-20003	45	TC / TC / Viton // TC / TC / Viton	OKIT-5100-250
5100.261	VG-20003	45	TC / TC / Viton // TC / TC / Viton	OKIT-5100-250
5100.300	VG-20004	60	TC / TC / Viton // TC / TC / Viton	OKIT-5100-300
5100.310	VG-20004	60	TC / TC / Viton // TC / TC / Viton	OKIT-5100-300
5100.300	VG-20004	60	TC / TC / Viton // TC / TC / Viton	OKIT-5100-300
5150.310	VG-20004	60	TC / TC / Viton // TC / TC / Viton	OKIT-5150-300
5150.350	VG-20005	80	TC / TC / Viton // TC / TC / Viton	OKIT-5150-350
5150.360	VG-20005	80	TC / TC / Viton // TC / TC / Viton	OKIT-5150-350

Car = Carbon
 Cer = Ceramic
 SC = Silicon Carbide
 TC = Tungsten Carbide



Pump Sleeves



Pump Sleeves



RPM #	A seal size	B length	C I.D.	D	Fig	Material	Notes	Ref #	Pump Used On
TA-205RP	.625	1.940	tapered	1.300	7	bronze	for Taco cartridge 1600-160RP		Taco
SB-1119	1.125	1.925	1.003	1.625	4	bronze	tapered neck, .875" internal step	953-1119RP	Taco
SB-1303	1.125	2.062	1.003	1.625	4	bronze	tapered neck, .875" internal step	951-3161BRP	Taco
SB-77208-AU	1.125	2.312	1.003	1.500	3	bronze	drive pin	756-077-208	Aurora
SB-0519	1.125	2.640	1.003	1.375	5	bronze	square neck, .875" internal step	950-519RP	Taco
SB-2356	1.125	4.550	1.003	1.250	5	SS	keyway	C23-56SS	Sta-Rite
SB-4K66	1.250	1.500	1.003	-	1	SS	.875" step	4K66	Goulds
SB-12510	1.250	1.218	0.998	-	1	bronze	press fit	12510	B & G
SB-619	1.250	2.195	0.998	-	1	SS	packing sleeve		Berkeley
SB-1125	1.250	2.250	0.998	-	1	bronze	press fit	425869-001	Armstrong
SB-1931-PR	1.250	2.250	0.999	-	1	SS	press fit & snap ring	19310-1	Berkeley
SB-1931-SL	1.250	2.250	1.004	-	1	SS	slip fit & snap ring	19310	Berkeley
SB-2358	1.250	2.285	1.003	-	1	SS	keyway 184JM / 215JM	C23-58	Sta-Rite
SB-185024	1.250	2.365	1.003	-	1	bronze	slip fit	185024	B & G
SB-7547B	1.250	2.375	1.003	-	1	bronze	slip fit	05017547B	Paco
SB-7547SS	1.250	2.375	1.003	-	1	SS	slip fit	05017547B-SS	Paco
SB-87211	1.250	2.400	1.000	-	1	bronze	1.125" internal step & O-ring in I.D.	8787211	Griswold
SB-12502	1.250	2.500	0.998	-	1	bronze	press fit		B & G
SB-1519A	1.250	2.500	1.003	-	2	bronze	internal O-Ring groove	2691519/A	Peerless BSE-2
SB-8976B	1.250	3.500	.998	-	1	bronze	press fit	05008976B	Paco
SB-137Q1	1.375	4.187	1.127	-	1	SS	internal steps & keyway	3196ST	Goulds
SB-11876A	1.500	2.290	1.250		1	SS	O-ring	11876A	Gorman Rupp
SB-78208	1.500	2.437	1.378	1.867	3	bronze	drive pin	756-078-208	Aurora
SB-150P5	1.500	2.688	1.379	2.000	4	bronze	tapered neck, internal step	951-3035 / 951-3162BRP	Taco
SB-0665	1.500	2.900	1.377	1.880	5	bronze	square neck, internal step	950-520RP / 950-665BRP	Taco
SB-1521B	1.500	3.250	1.375	1.631	5	bronze	slot & O-ring groove	2691521/B	Peerless
SB-185142	1.625	1.730	1.375	-	1	bronze		185142	B & G
SB-4K262	1.625	1.750	1.377	-	1	SS	internal step & groove in I.D.	4K262	Goulds
SB-69003	1.625	2.375	1.373	-	1	bronze	press fit	425869-003	Armstrong
SB-69021	1.625	3.500	1.373	-	1	bronze	press fit	425869-021	Armstrong
SB-162M5	1.625	3.687	1.377	-	1	bronze		2000	Allis-Chalmers
SB-185021	1.625	3.750	1.375	-	1	bronze		185021	B & G
SB-175CM1	1.750	2.320	1.500	-	1	SS	O-Ring in I.D.		
SB-18869	1.750	2.375	1.377	-	1	SS	snap ring	18869	Berkeley
SB-6451B	1.750	3.375	1.378	-	1	bronze		05016451B	Paco
SB-69023	1.750	3.500	1.373	-	1	bronze	press fit	425869-023	Armstrong
SB-2272B	1.750	4.500	1.373	-	1	bronze	press fit	05002272B	Paco
SB-175Q2	1.750	5.687	1.505	-	1	SS	internal steps & keyway	3196MT	Goulds
SB-187P1	1.875	2.725	1.750	2.625	4	bronze	internal step & groove in I.D., tapered neck	950-1369 / 951-3038BRP	Taco

Rectifiers / Diodes

Full Wave Bridge Rectifiers



for converting AC to DC
size : 1-1/8 x 1-1/8 x 7/8" high including terminals

RPM #	Amps	Peak Reverse Volts
RE-0435	35	400
RE-0635	35	600
RE-1035	35	1000
RE-1235	35	1200
RE-1050	50	1000

maximum input voltage = PRV divided by 2.5

Stud Style Rectifiers



10-32



1/4"
Thread = 28



3/8"
Thread = 24

Part # Standard Polarity	Part # Reverse Polarity	Amps	Average Volts	Stud
RE-1606	RE-1606R	16	600	10-32
RE-1612	RE-1612R	16	1200	10-32
RE-4006	RE-4006R	40	600	1/4
RE-7006	RE-7006R	70	600	1/4
RE-8506	RE-8506R	85	600	1/4
RE-4012	RE-4012R	40	1200	1/4
RE-7012	RE-7012R	70	1200	1/4
RE-8512	RE-8512R	85	1200	1/4
RE-15006	RE-15006R	150	600	3/8
RE-15010	RE-15010R	150	1000	3/8
RE-15012	RE-15012R	150	1200	3/8

Relays

General Purpose Relays

30 amp rating 1hp @120-240VAC UL & CSA listed
 relay mounting holes : 1-7/8" C.-C. 3/16" diameter

RPM #	Ref #	Coil Voltage	Coil Ohms	Contact Arrangement
RE-324	PRD3AYO-24	24	12	single pole, single throw
RE-3120	PRD3AYO-120	120	290	
RE-3240	PRD3AYO-240	240	1200	
RE-524	PRD5AYO-24	24	12	single pole, double throw
RE-5120	PRD5AYO-120	120	290	
RE-5240	PRD5AYO-240	240	1200	
RE-724	PRD7AYO-24	24	12	double pole, single throw
RE-7120	PRD7AYO-120	120	290	
RE-7240	PRD7AYO-240	240	1200	
RE-1124	PRD11AYO-24	24	12	double pole, double throw
RE-11120	PRD11AYO-120	120	290	
RE-11240	PRD11AYO-240	240	1200	



PRD3AYO



PRD5AYO



PRD7AYO



PRD11AYO

RE-5029



Mars relay #91423
 2 pole, 40A, 208/240 VAC

MB-6000



relay enclosure
 heavy gauge sheet metal
 four 1/2" knockouts
 size : 5-5/16 x 3-3/8 x 3-1/8" high

Relays / Contactors



Quick Connects



Screw Terminals

MA-50U



"SUPR" universal potential replacement relay can be used on any split phase or refrigeration hermetic compressor up to 5hp
 relay case size : 1-13/16" x 2-1/4" x 1-5/8" high
 operating voltage 110-270 VAC, 1 phase
 screw terminals, includes adapters to convert to 1/4" push on terminals

RPM # (quick connects)	RPM # (screw terminals)	Continuous Coil Voltage	Pick-Up Voltage		Drop-Out Volt. Max
			Min	Max	
MA-19163	MA-19002	170	139	153	55
MA-19164	MA-19003	395	260	275	120
MA-19165	MA-19004	332	168	182	90
MA-19166	MA-19005	395	215	225	120
MA-19167	MA-19006	420	295	315	125
MA-19168	MA-19007	502	325	345	135
MA-19169	MA-19008	332	180	193	105
MA-19170	MA-19009	253	285	305	77
MA-19171	MA-19010	420	212	232	121

MI1



mechanical interlock
 for Packard Brand contactors 20-40 amps
 ref : Hartland Controls CC2-1-85A303

Contactors



Includes lugs & screws
 contactors meet specifications
 for devices up to 600 VAC
 coils, class B insulation

RPM #	Poles	Coil Voltage	Amps
C-130120	1	120	30
C-130208	1	208 / 240	30
C-13024	1	24	30
C-230120	2	120	30
C-230208	2	208 / 240	30
C-23024	2	24	30
C-240120	2	120	40
C-240208	2	208 / 240	40
C-24024	2	24	40
C-340120	3	120	40
C-340208	3	208 / 240	40
C-34024	3	24	40
C-360208	3	208 / 240	60
C-440120	4	120	40
C-440208	4	208 / 240	40
C-44024	4	24	40


C-P6S



auxiliary switch
 for Packard Brand contactors 30-40 amps, SPDT
 3 quick connects
 ref : Hartland Controls HCCY1C300VQ303


Reliance

RS-5401




2 sets of contacts hole 1-7/8"
 mounting holes : 3-1/4 & 2-5/8" C.-C.
 top : 7 quick connects
 bottom : 4 quick connects, 2 bolts

RS-5403



3 sets of contacts hole 1-5/8"
 mounting holes : 2-1/8 & 3-1/4 C.-C.
 top : 8 quick connects
 bottom : 5 quick connects, 3 bolts
 plate : 3-9/16 x 3-5/16

RS-5404



1 set of contacts hole 1-5/8"
 mounting holes : 2-1/8 & 3-1/4" C.-C.
 plate : 3-9/16 x 3-5/16"

RS-5400



2 sets of contacts (5/16" diameter)
 mounting holes : 2-11/16" C.-C.

RS-5402



2 sets of contacts
 overall size : 4-3/8 x 4-1/2"
 top : 2 quick connects, bottom : 2 quick connects

602462-4A



3600 rpm centrifugal mechanism
 .980" metal backplate I.D.
 3.000 O.D.

TS-24



dustite switch
 mounting holes : 1-5/8 x 7/8" C.-C.

RS-7100



1 set of contacts (5/16" diameter)
 mounting holes : 1-13/16 & 3-1/4" C.-C.
 top : 8 quick connects
 bottom : 2 bolts, 8 quick connects + links

O-Ring Kits



OKIT-180TY
OKIT-210TY
OKIT-250TY

Reversing Switches

BAS-248



ref # R98-14
mounting holes : 2-3/4" C.-C.

R-9719



mounting holes : 3-9/16 x 1-1/4" C.-C.

Reversing Drum Controls



forward-off-reverse
6 stationary
maintained contacts
CSA & UL approved

RPM #	Horsepower Rating						
	Single Phase		Polyphase			DC	
	115V	230V	115V	230V	440-550V	115V	230V
RS-1A	1-1/2	2	For Single Phase Only			1/4	1/4
RS-1	1-1/2	2	2	2	1	1/4	1/4
* RS-1M	1-1/2	2	2	2	1	1/4	1/4
RS-2	1-1/2	2	2	2	2	1	1
RS-5	2	3	3	5	7-1/2	2	2

* momentary only

Note : do not use with instant reverse motors

Nylon Handles For Above Drum Switches



HA-1 for RS-1, RS-1A & RS-1M
HA-3 for RS-2 & RS-5

Metal Handles For Above Drum Switches



RS-1221H for RS-1, RS-1A & RS-1M
**no metal handle available for RS2 or RS-5

Solid State - Macro Start

RPM #	Max Start Winding Current	Start Winding Voltage	Time Range	Fig
MRC-2031	20	115	1/3	1
MRC-2051	20	115	1/2	1
MRC-2011	20	115	1	1
MRC-2032	20	230	1/3	1
MRC-2052	20	230	1/2	1
MRC-2012	20	230	1	1
MRC-3051	30	115	1/2	1
MRC-3011	30	115	1	1
MRC-3052	30	230	1/2	1
MRC-3012	30	230	1	1
MRC-6051	60	115	1/2	2
MRC-6011	60	115	1	2
MRC-6052	60	230	1/2	2
MRC-6012	60	230	1	2



Fig 1
Macro Start Solid State Motor Starter
1-1/2 x 1-1/2 x 9/16"



Fig 2
Macro Start Solid State Motor Starter
+ Relay For Larger HP Motors

Examples of recommended applications for different time ranges

- | | |
|-------------------|--|
| 1/3 Second Switch | pump and compressor applications and motors with low inertia load |
| 1/2 Second Switch | waste disposers and fans or high load applications with capacitor-type motors or low inertia load split-phase motors |
| 1 Second Switch | capacitor-type motors and split-phase motor applications starting under high inertia load conditions |

Solid State - Samusco



Type 1
1/4" quick connects
30mm x 30mm x 20mm
including terminals
4mm hole for mounting

Type 2
1/4" quick connects
37mm x 54mm x 34mm
mtg. holes : 56mm c.-c.

Type 3
lead wires
35mm x 49mm x 30mm

Type 4
screw terminals
38mm x 50mm x 30mm

RPM #	Type of Motor	HP Range Range	Start Winding Voltage VAC	Type
ECS-112-PS	Split Phase	0.12 - 1	100 - 120	1
ECS-125-PS	Split Phase	0.5 - 3	100 - 120	1
ECS-112-P	Capacitor Start (& Run)	0.12 - 1	100 - 120	1
ECS-125-P	Capacitor Start (& Run)	0.5 - 5	100 - 120	1
ECS-124-L	Capacitor Start (& Run)	0.5 - 5	100 - 120	3
ECS-225-P	Capacitor Start (& Run)	0.5 - 5	200 - 240	2
ECS-224-L	Capacitor Start (& Run)	0.5 - 5	200 - 240	3
ECS-225-T	Capacitor Start (& Run)	0.5 - 6	200 - 240	4

Please go to www.samuscoelectric.com for more information including wiring diagrams

Solid State - Isovolt



ISO-5

Works on ANY motor up to 5hp (4kw) with 120V start winding

Physical size of block : 41 x 26 x 80mm including metal mtg plate
mtg holes : 71mm c.-c.

UNIVERSAL - FOR ANY SINGLE PHASE MOTOR WITH 120V START WINDING

The smart replacement for any centrifugal switch used on any motor type, voltage, power, RPM and frequency.

ADVANCED FEATURES

Every startup time is mathematically calculated as a function of the motor type, voltage and loading condition.

On high cycling condition (ON/OFF/ON) the motor coasting speed is measured, avoiding any unnecessary startup.

Problems associated with RPM tolerance, mechanical and electrical fatigue, vibration, humidity, dust, etc. are eliminated, avoiding erratic motor startups.

If there is a motor-locked condition during startup for more than 0.5s, the start circuit opens, avoiding motor overheats or burn out.

If there is a motor-locked condition during normal operation, it will not be restarted unless the operator turns off the motor, finds and fixes the problem and turns it on again. This will avoid motor overheats or burn outs that would otherwise occur due to a mechanical centrifugal switch trying to restart the motor.

Solid State - Sinpac

RPM #	Motor Type	Mfg. #	Catalogue #	Start Winding Voltage	Amp Rating	Max FLA	Max HP	Cut Out Voltage	Cut In Voltage	Type
AP-21016-130	Capacitor Start	4-7-21016-11-UA1	CV-16-130	115	16	8/4	1/2	130	29	11
AP-21016		4-7-21016-11-U01	CV-16-165	115	16	8/4	1/2	165	37	11
AP-21025		4-7-21025-11-U01	CV-25-165	115	25	12/6	1	165	37	11
AP-21040-130		4-7-21040-11-UA1	CV-40-130	115	40	20/10	2	130	29	11
AP-21040-147		4-7-21040-11-UB1	CV-40-147	115	40	20/10	2	147	37	11
AP-21040		4-7-21040-11-U01	CV-40-165	115	40	20/10	2	165	37	11
AP-21050		4-7-21050-12-U01	CV-50-165	115	50	25/12.5	3	165	37	12
AP-22035		4-7-22035-15-U01	2CV-35-310	230	35	17.5	3	310	70	15
AP-22050-260		4-7-22050-15-UC1	2CV-50-260	230	50	25	5	260	70	15
AP-22050	4-7-22050-15-U01	2CV-50-310	230	50	25	5	310	70	15	
AP-72035-260	Cap Start/ Cap Run	4-7-72035-15-UC1	2VR-35-260	230	35	17.5	3	260	70	15
AP-72035		4-7-72035-15-U01	2VR-35-310	230	35	17.5	3	310	70	15
AP-72050-260		4-7-72050-15-UC1	2VR-50-260	230	50	25	5	260	70	15
AP-72050		4-7-72050-15-U01	2VR-50-310	230	50	25	5	310	70	15

Selection Procedure - Motor HP ratings are typical. For an accurate selection procedure, measure start winding current during a normal start or at locked rotor and select a SINPAC switch with higher maximum current rating than that measured

1. Be sure switch series matches motor type.
 2. Be sure switch voltage rating matches auxiliary (start) winding voltage rating.
 3. Selection can be based on actual measurement of start capacitor current or two times the motor nameplate FLA rating.
 4. Switch current rating must match or exceed the motor start capacitor current requirements. Always select a SINPAC switch with the next higher current rating for :
 - a) High cycling applications.
 - b) Long acceleration time.
 - c) High ambients: Greater than 55 Celcius
 5. To assure proper motor operation, the voltage across the start winding must reach the SINPAC switch cut out voltage for capacitor start and cut in for split phase between 70% to 85% of motors synchronous speed.
- CAUTION :** SINPAC switches are line voltage compensated. Changes in the line voltage will not effect system operation unless an over-load condition causes reduced running speed along with reduced voltage on the start winding.
6. Higher current switches can be used in place of lower rated switches of the same series.



Type 11 : 1-7/8 x 1-3/8 x 7/8" high mounting holes : 2-3/16" C.-C.



Type 12 : 1-7/8 x 1-3/4 x 7/8" high mounting holes : 2-3/16 & 2-3/16" C.-C.



Type 15 : 3-3/8 x 1-7/8"

Solid State - Sinpac

RPM #	Motor Type	Mfg. #	Cat. #	Start Winding Voltage	Amp Rating	Max FLA	Max HP	Cut Out Voltage	Cut In Voltage	Type
AP-71040-130	Cap Start/ Cap Run	4-7-71040-12-UA1	VR-40-130	115	40	20/10	2	130	30	12
AP-71040-147		4-7-71040-12-UB1	VR-40-147	115	40	20/10	2	147	37	12
AP-71040		4-7-71040-12-U01	VR-40-165	115	40	20/10	2	165	37	12
AP-71040-180-12		4-7-71040-12-UD1	VR-40-180	115	40	20/10	2	180	50	12
AP-71050-130		4-7-71050-12-UA1	VR-50-130	115	50	25/12.5	3	130	30	12
AP-71050-147		4-7-71050-12-UB1	VR-50-147	115	50	25/12.5	3	147	45	12
AP-71050		4-7-71050-12-U01	VR-50-165	115	50	25/12.5	3	165	37	12
AP-51025	Instant Reverse Cap Start	4-7-51025-15-U01	IR-25-165	115	25	12/6	1/2	165	37	15
AP-51040-130		4-7-51040-15-UA1	IR-40-130	115	40	20/10	2	130	29	15
AP-51040-147		4-7-51040-15-UB1	IR-40-147	115	40	20/10	2	147	33	15
AP-51040		4-7-51040-15-U01	IR-40-165	115	40	20/10	2	165	37	15
AP-81040-130	Instant Reverse Cap Start / Cap Run	4-7-81040-15-NA1	IVR-40-130	115	40	20/10	2	130	30	15
AP-81040-147		4-7-81040-15-UB1	IVR-40-147	115	40	20/10	2	147	30	15

Selection Procedure - Motor HP ratings are typical. For an accurate selection procedure, measure start winding current during a normal start or at locked rotor and select a SINPAC switch with higher maximum current rating than that measured

1. Be sure switch series matches motor type.
2. Be sure switch voltage rating matches auxiliary (start) winding voltage rating.
3. Selection can be based on actual measurement of start capacitor current or two times the motor nameplate FLA rating.
4. Switch current rating must match or exceed the motor start capacitor current requirements. Always select a SINPAC switch with the next higher current rating for :
 - a) High cycling applications.
 - b) Long acceleration time.
 - c) High ambients: Greater than 55 Celcius
5. To assure proper motor operation, the voltage across the start winding must reach the SINPAC switch cut out voltage for capacitor start and cut in for split phase between 70% to 85% of motors synchronous speed.

CAUTION : SINPAC switches are line voltage compensated. Changes in the line voltage will not effect system operation unless an overload condition causes reduced running speed along with reduced voltage on the start winding.
6. Higher current switches can be used in place of lower rated switches of the same series.



Type 12 : 1-7/8 x 1-3/4 x 7/8" high
mounting Holes : 2-3/16 & 2-3/16" C.-C.



Type 15 : 3-3/8 x 1-7/8"

Switches - Push Button



Plastic Push Button

Dimensions Refer to Body of The Switch Only

RPM #	Poles	Amps AC 125/250V	Contacts	Terminal Type	Dimensions L x W x D
TS-2063	single	6/3	normally open, momentary contact	screw	7/8 x 9/16 x 3/8"
TS-2064	single	6/3	normally closed, momentary contact	screw	7/8 x 9/16 x 3/8"



Plastic Push Button

RPM #	Poles	Amps AC 125V	Contacts	Terminal Type	Dimensions Dia. X Depth
TS-2066	single	3/4	normally closed, off when button is in	screw	11/16 x 7/8"



Metal Push Button

RPM #	Poles	Amps AC 125V	Contacts	Terminal Type	Dimensions L x W x D
TS-2067	single	6	push on - push off	6" wire	1 x 5/8 x 9/16"



Slide Switch

RPM #	Poles	Amps AC 125/250V	Contacts	Terminal Type	Dimensions L x W x D
TS-2069	single	10/5	on-off	solder	7/8 x 9/16 x 5/16"

TS-2128



momentary on and/or momentary off
25A 125/250VAC, 3 terminals
1hp 125VAC / 2hp 250VAC

TS-2129



momentary on and/or momentary off
25A 125/250 VAC, 3 terminals
1hp 125VAC / 2hp 250VAC

Switches - Toggle



Fig. 1



Fig. 2



Fig. 3



Fig. 4



Fig. 5



Fig. 6



Fig. 7 (reversing switch)

RPM #	# of Terminals	# of Poles	AC Amps 125 / 220V	HP	Handle Postions	Terminal Type	Dimensions L x W x H	Fig.
TS-2059	2	1	6/3		On-Off	6" wire	1 x 1/2 x 9/16	1
TS-2110	2	1	20/10	1-1/2	On-Off	1/4" Q.C.	7/8 x 9/16 x 5/8	2
TS-2112	3	1	20/10	1-1/2	On-Off-On	1/4" Q.C.	7/8 x 9/16 x 5/8	2
TS-2054	2	1	20/10	3/4	On-Off	screw	1-1/8 x 9/16 x 5/8	3
TS-2080	2	1	20/10	3/4	On-Off	1/4" Q.C.	1-1/8 x 9/16 x 5/8	3
TS-2136	2	1	20/10	3/4	(On)-Off	screw	1-1/8 x 9/16 x 5/8	3
TS-2072	3	1	15/10	3/4	On-On	solder	1-1/8 x 5/8 x 5/8	3
TS-2083	3	1	20/10	3/4	On-On	1/4" Q.C.	1-1/8 x 5/8 x 5/8	3
TS-2055	3	1	20/10	3/4	On-Off-On	screw	1-1/8 x 9/16 x 5/8	3
TS-2081	3	1	20/10	3/4	On-Off-On	1/4" Q.C.	1-1/8 x 9/16 x 5/8	3
TS-2085	3	1	10@230V	3/4	(On)-Off-(On)	screw	1-1/8 x 5/8 x 5/8	3
TS-2052	4	2	16/8	1	On-Off	screw	1-7/8 x 13/16 x 11/16	4
TS-2088	4	2	15/10	1/2	On-Off-On	screw	1-5/16 x 3/4 x 3/4	7
TS-2125	6	2	15/10	1/2	(On)-Off-(On)	1/4" Q.C.	1-5/16 x 3/4 x 3/4	7
TS-2053	4	2	20/10	1-1/2	On-Off	screw	2-1/4 x 1 x 13/16	4
TS-2056	4	2	20/10	1-1/2	On-Off	screw	1-5/16 x 3/4 x 13/16	5
TS-2078	4	2	20/10	1-1/2	On-Off	1/4" Q.C.	1-5/16 x 3/4 x 13/16	5
TS-2062	4	2	20@230V	1-1/2 / 2	On-Off	screw	2-5/8 x 1-5/16 x 1-1/16	6
TS-2049	4	2	20/10	1-1/2	(On)-Off	screw	1-5/16 x 3/4 x 7/8	5
TS-2111	6	2	20/10	1-1/2	On-On	screw	1-5/16 x 3/4 x 3/4	5
TS-2138	6	2	15/10		(On)-On	screw	1-5/16 x 3/4 x 15/16	5
TS-2057	6	2	20/10	1-1/2	On-Off-On	screw	1-5/16 x 3/4 x 3/4	5
TS-2082	6	2	20/10	1-1/2	On-Off-On	1/4" Q.C.	1-5/16 x 3/4 x 3/4	5
TS-2071	6	2	20/10	1-1/2	(On)-Off-On	screw	1-5/16 x 3/4 x 15/16	5
TS-2135	6	2	20/10	1-1/2	(On)-Off-On	1/4" Q.C.	1-5/16 x 3/4 x 13/16	5
TS-2070	6	2	20/10	1-1/2	(On)-Off-(On)	screw	1-5/16 x 3/4 x 15/16	5
TS-2118	6	3	10@250	3/4	On-Off	screw	1-7/16 x 1-5/16 x 1	5
TS-2060	9	3	15/10	1 / 3/4	On-On	screw	1-7/16 x 1-5/16 x 1	5
TS-2061	9	3	15/10	3/4	On-Off-On	screw	1-7/16 x 1-1/2 x 1	5

() denotes momentary action
Q.C. = quick connects (push-on terminals)

Switches - Miscellaneous

TSB-280



rubber boot

TSP-281



metal on-off plate
for toggle switches

TSC-73200



metal toggle switch protective
flip up cover

TS-2090



fits 4" disc grinders
Makita #65105-9, 2 terminals
10A @125V-250VAC
body : 3/4 x 1/2 x 7/16"

TS-2079

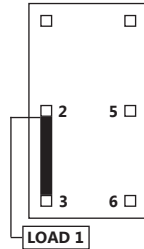


toggle switch
screw terminals
3/4hp rating
15A@125V / 10A@250V
body : 1-3/8 x 3/4 x 1"

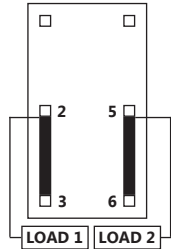
**Position 1
Off**



**Position 2
T2-T3 On**



**Position 3
T2-T3 On
T5-T6 momentary on**



* load 2 is momentary on

TS-2126



SPST on-off rocker switch
3/4hp 16A 125VAC
3/4hp 10A 250VAC, 2 terminals
approx. base size : 1/2 x 15/16"

TS-2076



fits Rigid pipe threads
on-off-on, 2-speed or fwd/rev.
30A @125V / 20A @250V
body : 2-7/8 x 1-13/16 x 1-15/16"

TS-2115



DPST, on-off safety switch
removable lock, 4 terminals
20A @ 125-277VAC 1hp rating

TS-2127



DPST on-off rocker switch
16A 125/250 VAC / 10A 28VDC
4 terminals, ref. # 260011E
approximate base size : 7/8 x 7/8"

TS-2134



SPDT on-off-on rocker switch
16A 125VAC
10A 250VAC, 3 terminals
approx. base size : 1/2 x 15/16"

TPC-1031



pull chain switch, 1 speed
on-off SPST, 6A/125VAC

TPC-1033




pull chain switch, 2-speed
off-on-on, 6A/125VAC

TPC-1034



pull chain switch, 3 speed
off-on-on-on, 6A/125VAC

TS-2133



DPDT on-off-on rocker switch
16A 125/250 VAC / 10A 28VDC
6 terminals, ref. # 260411E
approximate base size: 7/8 x 7/8"

Switches - Tool / Misc

TS-2096



8907K3
reversible variable speed
6A @125VAC
body : 1-1/8 x 11/16 x 1-1/2"

TS-2131



trigger switch 8907K6
variable speed with centre pin
12A 125VAC
body : 5/8 x 7/8 x 1-1/4"

TS-2011



2 speed trigger switch
4A 125VAC
body : 19/32 x 1 x 1-3/16"

TS-2089



fits Makita cordless drills
8669K1, Makita #651851-0
on-off, fwd/reverse
12A @12VDC

CS-520



"CHERRY" micro switch, 3 quick connects
1 circuit normally open, 1 circuit normally closed
body : 1-1/8 x 5/8 x 7/16" thick
mounting holes : 15/16" C.-C.

TS-2122



off-on switch
4 screw terminals, 2 pole, 1 phase
30A 120-277VAC
body : 1-3/8 x 2-3/8 x 1-1/16"

TS-2120



off-on manual motor controller,
6 screw terminals, 3 pole, 3 phase
7-1/2hp @ 240VAC
15hp @ 550VAC
body : 1-11/16 x 2-5/16 x 1-3/4" high

CS-517 contacts normally open
15A 1/2hp 125/250 VAC

CS-518 contacts normally closed
10A 1/2hp 125/250 VAC



"CHERRY" micro switch, 2 quick connects
body : 1-1/8 x 5/8 x 7/16" thick
mounting holes : 15/16" C.-C.

TSM-8046259



micro roller switch, 3 quick connects
1 circuit normally open, 1 circuit normally closed
body : 1-1/8 x 5/8 x 7/16" thick
mounting holes : 15/16" C.-C.

Switches - Tool



Fig. 2



bottom view

top view

Fig. 7

2 circuits, 1 normally open, 1 normally closed

RPM #	Fig	Ref #	Amp Rating 125V	Body L x W x H	Lock	220V
TS-2030	2	8307K2 / PT2A21B	22	1-7/8 x 27/32 x 31/32"		X
TS-2029	2	8307K1 / PT2A1A11B	22	1-7/8 x 27/32 x 31/32"	X	X
TS-2137	7	8674K2	20	2-1/4 x 1 x 3/4"	X	X

Syncrosnap



RPM #	Metal Backplate		Plastic Spool		RPM	Motor Commonly Used On
	I.D.	O.D.	I.D.	O.D.		
WESM80-17	.637	2.780	1	2-3/8	1725	Westinghouse
WESM103-17	.688	2.780	1-1/4	2-3/8	1725	Westinghouse
DOSM3-17	.729	2.600	1-1/8	2-1/4	1725	Doerr
LESM610-34	.737	2.600	1-1/8	2-1/4	3450	Leeson
LESM611-17	.737	2.600	1-1/8	2-1/4	1725	Leeson
LESM613-11	.737	2.600	1-1/8	2-1/4	1140	Leeson
FSM58-34	.750	2.600	1	2-3/8	3450	Franklin
FSM57-17	.750	2.600	1	2-3/8	1725	Franklin
FSM65-2	.750	2.600	1-1/8	2-1/4	3450/1725	Franklin
BASM261-17	.805	2.600	1-1/8	2-1/4	1725	Baldor
BASM259-34	.805	2.600	1-1/8	2-1/4	3450	Baldor
LSSM800-34	.812	2.600	1-1/8	2-1/4	3450	Leroy Somer
LSSM801-17	.812	2.600	1-1/8	2-1/4	1725	Leroy Somer
DOSM9-17	.815	2.600	1-1/8	2-3/4	1725	Doerr
DOSM8-34	.869	2.600	1-1/8	2-1/4	3450	Doerr
GSM490-17	.869	2.600	1-1/8	2-1/4	1725	GE
DOSM20-34	.869	2.600	1-1/8	2-3/4	3450	Doerr
LESM612-17	.869	2.600	1-1/8	2-3/4	1725	Leeson
DOSM10-17	1.050	3.560	1-3/4	2-7/8	1725	Doerr
LESM619-17	1.125	2.785	1-1/4	3	1725	Leeson
LESM621-34	1.125	2.785	1-1/4	3	3450	Leeson
LSSM808-11	1.125	3.560	1-3/4	2-7/8	1140	Leroy Somer
BASM264-17	1.125	3.560	1-3/4	3-11/16	1725	Baldor
BASM263-34	1.125	3.560	1-3/4	3-11/16	3450	Baldor
MSM49-34	1.127	3.560	1-3/4	2-7/8	3450	Marathon
GSM480-17	1.127	3.560	1-3/4	2-7/8	1725	GE
DOSM29-17	1.250	3.560	1-3/4	2-7/8	1725	Doerr

Syncrosnap



RPM #	Metal Backplate		Plastic Spool		RPM	Motor Commonly Used On
	I.D.	O.D.	I.D.	O.D.		
LESM614-11	1.325	3.560	1-3/4	2-7/8	1140	Leeson
LESM617-17	1.325	3.560	1-3/4	2-7/8	1725	Leeson
GSM486-17	1.352	3.560	1-3/4	3-1/4	1725	GE
BASM258-17	1.375	3.560	1-3/4	3-1/2	1725	Baldor
BASM265-34	1.375	3.560	1-3/4	3-1/2	3450	Baldor
LSSM805-34	1.443	3.560	1-3/4	2-7/8	3450	Leroy Somer
MSM46-17	1.475	3.560	1-3/4	2-7/8	1725	Marathon
MSM47-11	1.475	3.560	1-3/4	2-7/8	1140	Marathon
GSM488-17	1.605	3.560	1-3/4	3-1/4	1725	GE

RPM #	Type	Backplate		Spool		RPM
		I.D.	O.D.	I.D.	O.D.	
DOSM24-17	1	.869	2.600"	7/8	2"	1725
DOSM27-17	1	.737	2.600"	3/4	2-1/4"	1725



Extended Spool

Terminal Blocks

Terminal blocks come complete with brass nuts, washers, and links for wye or delta connection. All are 600 volts (operating voltage).



RPM #	# of Studs	Length mm	Width mm	Mtg. Holes C.-C. mm	Stud Dia. mm	Amp Rating
TBLOCK-3X	6	40	25	12-18	4	16
TBLOCK-5	6	56	36	16-23	5	25
TBLOCK-6	6	70	45	23-28	6	60
TBLOCK-8	6	95	60	29-39	8	100
TBLOCK-9	6	115	70	40-47	10	160
TBLOCK-12	6	125	80	40-49	12	250
TBLOCK-14	6	145	90	45-61	14	280
TBLOCK-16	6	165	105	52-74	16	315

**stud size may vary

ALL INFORMATION ABOUT AMP RATING IS ACCORDING TO MANUFACTURER

Test Clips



Fig. 1



Fig. 2



Fig. 3



Fig. 4

RPM #	Mueller Ref #	Fig.	Amps	Overall Length	Type	Red Insulator #	Black Insulator #	Green Insulator #
AC-1	60-S	1	10	2"	Steel - Screw	ACI-1R	ACI-1B	
AC-1C	60-CS	1	10	2"	Copper - Screw	ACI-1R	ACI-1B	
AC-1S	60	1	10	2"	Steel - Solder	ACI-1R	ACI-1B	
AC-2	85	2	10	2-1/8"	Steel - Screw	ACI-2R	ACI-2B	
AC-2C	85-C	2	10	2-1/8"	Copper -Screw	ACI-2R	ACI-2B	
AC-3B	63	3	10	2-1/4"	Steel - Screw		Insulated	
AC-3R	63	3	10	2-1/4"	Steel - Screw	Insulated		
AC-4B	63	3	10	2-1/4"	Copper - Screw		Insulated	
AC-4R	63	3	10	2-1/4"	Copper - Screw	Insulated		
TC-1	48-B	4	10	2"	Steel - Screw	TCI-1R	TCI-1B	
TC-1C	48-C	4	20	2"	Copper - Screw	TCI-1R	TCI-1B	
TC-2	27-S	4	20	2-7/16"	Steel - Screw	TCI-2R	TCI-2B	TCI-2G
TC-2C	27-C	4	40	2-7/16"	Copper - Screw	TCI-2R	TCI-2B	TCI-2G
TC-3	24-A	4	25	2-7/8"	Steel - Screw	TCI-3R	TCI-3B	TCI-3G
TC-3C	25-C	4	75	2-7/8"	Copper - Screw	TCI-3R	TCI-3B	TCI-3G
TC-4	21-A	4	50	4-1/2"	Steel - Screw	TCI-4R	TCI-4B	TCI-4G
TC-4C	21-C	4	100	4-1/2"	Copper - Screw	TCI-4R	TCI-4B	TCI-4G
TC-5	11-A	4	100	6"	Steel - Lug	TCI-5R	TCI-5B	TCI-5G
TC-5C	11-C	4	200	6"	Copper - Lug	TCI-5R	TCI-5B	TCI-5G
TC-6C	33-C	4	300		Copper - Lug	TCI-5R	TCI-5B	

LARGE INSULATED WELDING CLIP

BU-102WB **Black**

BU-102WR **Red**

solder lug connection can be made with up to 0 AWG wire
6.5" long x 1.2" thick x 4.4" high, jaw opens 1.6" max.

handle is glass filled nylon, 400A rating

RoHS compliant




Torq

DOS-190 (Torq Switch, 1/4" contacts)
DOS-19C (aftermarket, 5/16" contacts)




2 sets of contacts
 mounting holes : 2-11/16" C.-C.
 backplate : 2-1/2 x 3-1/2", hole I.D. : 1-11/16"

MS-7



4 sets of contacts
 mounting holes : 2-5/8" C.-C.
 backplate : 2-1/2 x 3-1/2"
 hole I.D. : 1-11/16"

LES-602



2 sets of contacts
 mounting holes : 2-11/16" C.-C.
 backplate : 3-1/16 x 3-7/16"
 hole I.D. 1-15/16"

GS-310



2 sets of contacts
 mounting holes : 2-3/4 & 3-3/8" C.-C.
 backplate : 3-1/4 x 3-13/16"
 hole I.D. : 2-1/4"

BAS-251



2 sets of contacts
 mounting holes : 2-1/2" C.-C.

USS-5100



2 sets of contacts
 mounting holes : 3-1/16" C.-C.
 top : 2 quick connects

USS-5101



1 set of contacts
 mounting holes : 3-3/16 & 2-3/4" C.-C.
 top : 2 quick connects

USS-5102



1 set of contacts
 mounting holes : 3-1/16" C.-C.
 top : 2 quick connects

S-6013
 (Off-Shore)



1 set of contacts
 mounting holes : 2-1/16 C.-C.
 plate : I.D. 7/8, O.D. 2-7/16"

Universal

Self-Aligning Bearings

A



B



D



RPM #	Fig.	I.D.	O.D.	Length
UB-1067	B	1/4	5/8	15/32
UB-1068	B	5/16	5/8	15/32
UB-1065	A	3/8	1	41/64
SA-312	D	3/8	3/4	7/16
UB-1066	A	1/2	1	41/64

sold individually

RPM #	Diameter	I.D.
UR-1182	2-1/2	1-9/16



rubber mount with steel ring

U.S. Motors

USS-5100



2 sets of contacts
mounting holes : 3-1/16" C.-C.
top : 2 quick connects

USS-5101



1 set of contacts
mounting holes : 3-3/16 & 2-3/4" C.-C.
top : 2 quick connects

USS-5102



NEW style replacement switch

1 set of contacts
mounting holes : 3-1/16" C.-C.
top : 2 quick connects

GS-310



2 sets of contacts
mounting holes : 2-3/4 & 3-3/8" c.-c.
plate size : 3-7/8 x 3-1/4", hole I.D. : 2-1/4"

USF-360240 7/8" X 6-3/4"

USF-360985 7/8" X 8"

USF-360276 1-1/8" X 6-3/4"

USF-362253 1-5/8" X 10-1/2"

USF-362254 1-7/8" X 13-1/4"



plastic external cooling fan
clamp type

USF-399405 7/8 x 9" (key)

USF-378427 1-1/8 x 9-3/8"

USF-347273 1-1/4 x 9"

USF-347274 1-1/4 x 10-1/2"

USF-171602 1-1/4 x 11"

USF-370427 1-3/8 x 8-1/4"

USF-370428 1-3/8 x 11" (key)



plastic external cooling fan
clamp type

USF-141809



plastic external cooling fan
11/16 x 5-5/8" (with key)

USF-375606



plastic external cooling fan
2-1/8 x 8-1/2"

USFC-299234



6-5/8" plastic fan cover
ref # 343740

Weg

WGS-8200



1 set of contacts
mounting holes : 2" C.-C.
1" overload hole

WGS-8201




1 set of contacts
mounting holes : 2" C.-C.
1-1/4" overload hole

WGS-8202




2 sets of contacts
mounting holes : 2-1/16" C.-C.
plate size : 3-1/2 x 2-5/8

WGS-8203



2 sets of contacts
mounting holes : 3" C.-C.
plate size : 4 x 3-3/4

WGS-8203X



2 sets of contacts, mounting holes : 3" C.-C.
fibre board, substitute for WGS-8203
plate size : 4 x 3-3/4

WGS-8204



2 sets of contacts
mounting holes : 2" C.-C.
1-1/4" overload hole




Rotating Mechanism

RPM #	RPM	I.D.	O.D.
WGSM830-34	3450	16mm	59mm
WGSM835-17	1725	16mm	59mm
WGSM831-34	3450	18mm	59mm
WGSM832-17	1725	18mm	59mm
WGSM833-17	1725	30mm	86mm
WGSM834-34	3450	30mm	86mm

Weg

Plastic Cooling Fans



RPM #	Type	I.D. mm	O.D. mm	Ref #'s	
WGF-8700	A	12	120	0800 0727	FNP0714P
WGF-8707	A	15	130	0800 0816	6854 2493 FNP0804P
WGF-8706	A	14.9	155	6484 5594	0800 0913 FNP056TES
WGF-8701	A	17	155	0800 0913	6854 2494 FNP0904P
WGF-8708	B	21	135	0800 0573	0800 0565 FNP056DP
WGF-8705	A	23	180	0800 1014	6854 2495 FNPW1804P
WGF-8712	A	28	150	0800 1120	6854 2479 FNP1802PW21
WGF-8702	A	28	190	0800 1138	FNP1806PW21
WGF-8703	A	30	230	0800 1332	FNP2106PW21
WGF-8713	C	30	170	0800 1324	6854 2482 FNP2102PW21
WGF-8721	C	34	135	0800 6814	0800 6806 FNP080SA
WGF-8722	D	35	185	0380 1322	FNP180DP
WGF-8714	C	44	150	6524 6376	6854 1679 FNP2502PW21
WGF-8704	C	44	225	6524 6830	6854 2485 FNP2504PW21
WGF-8717	C	50	150	6524 7380	FNP2802PW21
WGF-8718	C	50	230	6524 7720	6854 2487 FNP2804PW21
WGF-8716	C	55	175	6524 8433	6854 2488 FNP3202PW21
WGF-8715	C	55	260	6524 8999	6854 1680 FNP3204PW21

Fan Covers



RPM #	O.D. mm	Frame
WGFC-8800	185	56
WGFC-8801	180	143/5
WGFC-8802	220	182/4
WGFC-8803	255	213/5

Wiring Accessories

All Items On This Page Sold In Packs Of 100 Pcs.

Ring Terminals



Vinyl Insulated

RPM #	Wire Range	Stud Size	Colour
WA-3100	16-14	8	blue
WA-3101	16-14	10	blue
WA-3110	16-12	10	yellow
WA-3102	16-14	10	uninsulated
WA-3120	16-12	1/4"	yellow
*WA-3130	12-10	3/8"	yellow

WA-3130 sold in packs of 60 pcs.

Butt Connectors



Vinyl Insulated

RPM #	Wire Range	Max. Wire Dia.	Colour
WA-3000	22-18	.145"	red
WA-3005	16-14	.175"	blue
WA-3010	12-10	.255"	yellow

Flag Terminals



RPM #	Description
A-3605	1/4" uninsulated
*A-3606	1/4" uninsulated
WA-3210	1/4" insulated
A-3604	3/16" uninsulated

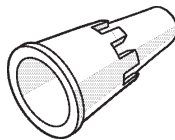
* for #10-12 wire

Straight Connectors



RPM #	Description
A-3673	1/4" uninsulated
WA-3200	1/4" insulated

Closed-End Connectors



Crimp Style, Insulated

RPM #	Wire Range
WA-3400	22-14
WA-3405	22-12

Cable Ties



Natural Colour

RPM #	Length
WA-3305	5-3/8"
WA-3310	7-1/4"
WA-3320	8"
WA-3315	11-1/2"

MS-24



1/4" terminal

Wire Connectors



RPM #	Colour
WA-3622	gray
WA-3621	blue
WA-3600	orange
WA-3601	yellow
WA-3602	red

WA-UBS8



open terminal
16-14 wire size, 0.281" stud size